

Statistical bulletin

Deaths registered weekly in England and Wales, provisional: week ending 13 November 2020

Provisional counts of the number of deaths registered in England and Wales, including deaths involving the coronavirus (COVID-19), by age, sex and region, in the latest weeks for which data are available.



Contact:
Health Statistics and Research
health.data@ons.gov.uk
+44 (0)1329 444110

Release date:
24 November 2020

Next release:
1 December 2020

Table of contents

1. [Main points](#)
2. [Deaths registered by week](#)
3. [Deaths registered by age group](#)
4. [Deaths by region in England and Wales](#)
5. [Deaths registered by place of occurrence](#)
6. [Deaths registered in the UK](#)
7. [Comparison of weekly death occurrences in England and Wales](#)
8. [Deaths data](#)
9. [Glossary](#)
10. [Measuring the data](#)
11. [Strengths and limitations](#)
12. [Related links](#)

1 . Main points

- The number of deaths registered in England and Wales in the week ending 13 November 2020 (Week 46) was 12,254; this was 442 more deaths than in Week 45.
- In Week 46, the number of deaths registered was 18.4% above the five-year average (1,904 deaths higher).
- Of the deaths registered in Week 46, 2,466 mentioned “novel coronavirus (COVID-19)”, accounting for 20.1% of all deaths in England and Wales; this is an increase of 529 deaths compared with Week 45 (when there were 1,937 deaths involving COVID-19, accounting for 16.4% of all deaths).
- Of the 2,466 deaths that involved COVID-19, 2,170 had this recorded as the underlying cause of death (88.0%); of the 2,537 deaths that involved Influenza and Pneumonia, 291 had this recorded as the underlying cause of death (11.5%).
- The number of deaths in hospitals was above the five-year average in Week 46 for the fourth consecutive week (818 more deaths); the numbers of deaths in private homes and care homes were also above the five-year average (981 and 138 more deaths respectively), but deaths in other locations were below the five-year average (39 fewer deaths).
- In England, the total number of deaths increased from 10,962 (Week 45) to 11,495 (Week 46); all English regions had a higher number of deaths than the five-year average.
- Overall, there were 2,274 deaths involving COVID-19 in England in Week 46; the number of deaths involving COVID-19 increased in all of the English regions, with the North West having the largest number (615 deaths).
- In Wales, the number of deaths involving COVID-19 increased from 166 deaths (Week 45) to 190 deaths (Week 46), while the total number of deaths in Week 46 was 84 deaths higher than the five-year average.
- Based on a statistical model that allows for the time taken for deaths to be registered, we estimate that the number of deaths actually occurring (rather than registered) in Week 46 in England and Wales was between 11,388 and 14,169.
- The number of deaths registered in the UK in the week ending 13 November 2020 (Week 46) was 13,972, which was 2,216 deaths higher than the five-year average and 542 deaths more than Week 45; of the deaths registered in the UK in Week 46, 2,838 deaths involved COVID-19, 612 deaths higher than in Week 45.

2 . Deaths registered by week

Figure 1: Deaths from all causes remained above the five-year average in England and in Wales

Number of deaths registered by week, England and Wales, 28 December 2019 to 13 November 2020

[Download the data](#)

Notes:

1. Figures exclude deaths of non-residents.
2. Based on date a death was registered rather than occurred.
3. All figures for 2020 are provisional.
4. The number of deaths registered in Weeks 19, 20, 22, 23, 36 and 37 were impacted by the Early May, Late May and August Bank Holidays (Friday 8 May 2020 in Week 19, Monday 25 May 2020 in Week 22 and Monday 31 August 2020); the impact of the Early May Bank Holiday was analysed in our [Week 20 bulletin](#).

The provisional number of deaths registered in England and Wales increased from 11,812 in Week 45 (week ending 6 November 2020) to 12,254 in Week 46 (week ending 13 November 2020). The number of deaths was 18.4% above the five-year average (1,904 deaths higher).

In England, the number of deaths increased from 10,962 in Week 45 to 11,495 in Week 46, which was 1,833 deaths (19.0%) higher than the Week 46 five-year average (Figure 1).

In Wales, the number of deaths decreased from 832 in Week 45 to 742 in Week 46, which was 84 deaths (12.8%) higher than the Week 46 five-year average (Figure 1).

Figure 2: The number of deaths involving COVID-19 increased for the 10th consecutive week

Deaths involving and due to COVID-19 and Influenza and Pneumonia, England and Wales, deaths registered in 2020

[Download the data](#)

Notes:

1. Figures include deaths of non-residents.
2. Based on date a death was registered rather than occurred.
3. All figures for 2020 are provisional.
4. The International Classification of Diseases, Tenth Edition (ICD-10) definitions are as follows: coronavirus (COVID-19) (U07.1 and U07.2) and Influenza and Pneumonia (J09-J18).
5. A death can be registered with both COVID-19 and Influenza and Pneumonia mentioned on the death certificate. Deaths where both were mentioned have been counted in both categories.
6. We use the term “due to COVID-19” or “due to Influenza and Pneumonia” when referring only to deaths where that illness was recorded as the underlying cause of death. We use the term “involving COVID-19” or “involving Influenza and Pneumonia” when referring to deaths that had that illness mentioned anywhere on the death certificate, whether as an underlying cause or not.
7. The number of deaths registered in Weeks 19, 20, 22, 23, 36 and 37 were impacted by the Early May, Late May and August Bank Holidays (Friday 8 May 2020 in Week 19, Monday 25 May 2020 in Week 22 and Monday 31 August 2020); the impact of the Early May Bank Holiday was analysed in our [Week 20 bulletin](#).

The number of death registrations in England and Wales involving the coronavirus (COVID-19) increased by 529 deaths, from 1,937 in Week 45 to 2,466 in Week 46 (a 27.3% increase). Of all deaths registered in Week 46, 20.1% mentioned COVID-19 (compared with 16.4% in Week 45).

In England, the number of deaths involving COVID-19 was 2,274, 19.8% of all deaths. In Wales, 190 deaths involved COVID-19, 25.6% of all deaths.

Of the 2,466 deaths that involved COVID-19, 2,170 had this recorded as the underlying cause of death (88.0%, Figure 2). Of the 2,537 deaths that involved Influenza and Pneumonia, 291 had this coded as the underlying cause of death (11.5%). Deaths that involved both COVID-19 and Influenza and Pneumonia have been included in both categories for consistency when comparing with the underlying cause of death. Influenza and Pneumonia has been included for comparison, as a well-understood cause of death involving respiratory infection that is likely to have somewhat similar risk factors to COVID-19. More detailed analysis is available in our [Deaths due to coronavirus \(COVID-19\) compared with deaths from influenza and pneumonia](#) release.

We have developed an experimental [statistical model](#) to estimate the number of deaths that actually occurred in a given week, rather than the number registered. For Week 45, we estimate that 11,816 deaths occurred in England and Wales, with a 95% [confidence interval](#) of 11,483 to 12,226. Based on an incomplete count of registrations in Week 46, we estimate that the number of deaths occurring in Week 46 is likely to be 12,643 (an increase of 7.0%) with a 95% confidence interval of 11,388 to 14,169.

These are provisional estimates and assume that the pattern of occurrences can be predicted based on experience in previous years. The estimate for the most recent week always has a wider margin of error than for earlier weeks, so it should be treated with caution.

Figure 3: Deaths not involving COVID-19 were below the five-year average in Week 45 for the third consecutive week

Number of deaths registered by week, England and Wales, 28 December 2019 to 13 November 2020

[Download the data](#)

Notes:

1. Figures include deaths of non-residents.
2. Based on date a death was registered rather than occurred.
3. All figures for 2020 are provisional.
4. The International Classification of Diseases, Tenth Edition (ICD-10) definitions are as follows: coronavirus (COVID-19) (U07.1 and U07.2).

Between Weeks 1 and 12, 138,916 deaths were registered, which was 4,822 fewer than the five-year average for these weeks. However, between Weeks 13 and 46, 391,012 deaths were registered, which was 65,305 more than the five-year average.

Looking at the year-to-date (using the most up-to-date data we have available), the number of deaths up to 13 November 2020 was 529,901, which is 60,456 more than the five-year average. Of the deaths registered by 13 November 2020, 61,136 mentioned COVID-19 on the death certificate; this is 11.5% of all deaths in England and Wales.

Looking at the year-to-date for England and Wales separately, the number of deaths in England was 497,097, which is 58,433 (13.3%) more than the five-year average. Of these, 57,819 (11.6%) mentioned COVID-19. In Wales, the number of deaths up to 13 November 2020 was 32,059, which is 2,635 (9.0%) more than the five-year average; of these, 3,240 deaths (10.1%) mentioned COVID-19.

3 . Deaths registered by age group

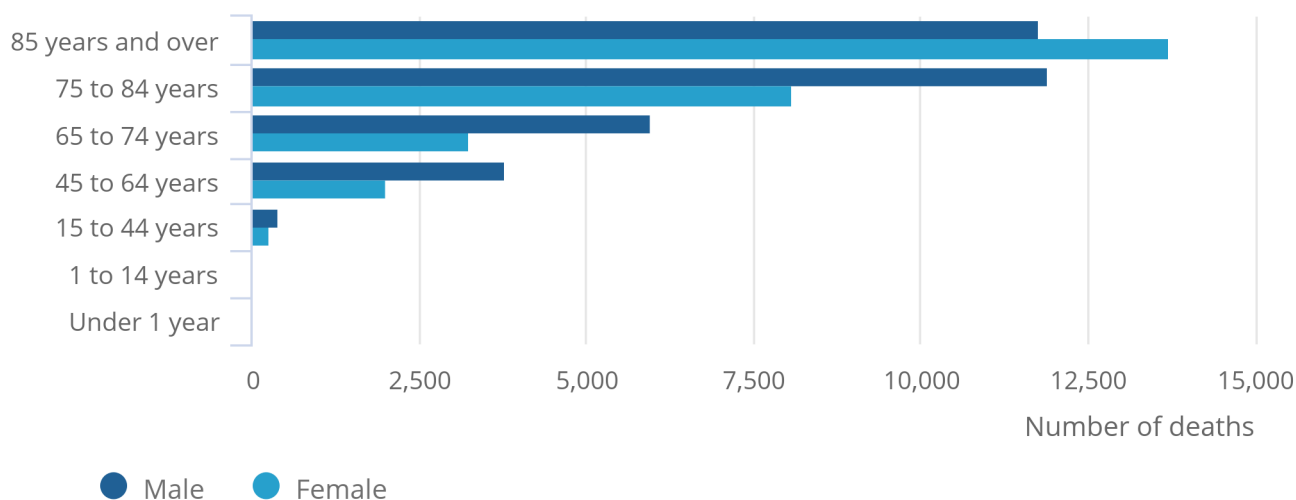
In Week 46, the number of deaths involving the coronavirus (COVID-19) in England and Wales increased or remained similar across all age groups compared with Week 45. The biggest increase was seen in those aged between 85 and 89 years (168 more deaths). The number of deaths involving COVID-19 remained higher in the older age groups, with those aged 75 years and over accounting for the highest number of deaths involving COVID-19 (73.7%).

Figure 4: The number of deaths involving COVID-19 was highest in males across the majority of age groups

Number of deaths involving COVID-19 by sex and age group, England and Wales, registered between 28 December 2019 and 13 November 2020

Figure 4: The number of deaths involving COVID-19 was highest in males across the majority of age groups

Number of deaths involving COVID-19 by sex and age group, England and Wales, registered between 28 December 2019 and 13 November 2020



Source: Office for National Statistics – Deaths registered weekly in England and Wales

Notes:

1. Figures include deaths of non-residents.
2. Based on date a death was registered rather than occurred.
3. All figures for 2020 are provisional.
4. The International Classification of Diseases, tenth edition (ICD-10) definitions are as follows: coronavirus (COVID-19) (U07.1 and U07.2).
5. Individual weeks may not sum to the year-to-date analysis as previous weeks have been recalculated to have the most up-to-date figures.
6. Does not include deaths where age is either missing or not yet fully coded. For this reason, counts of “Males” and “Females” may not sum to “Total Deaths, all ages”.

Looking at the year-to-date, for most age groups there have been more deaths involving COVID-19 in males than in females (Figure 4). Across Weeks 1 to 46 of 2020, 55.2% of all deaths involving COVID-19 were in males. However, there were more deaths in females aged 85 years and over (13,599) than males aged 85 years and over (11,613). This could be because [the over-85-years female population \(939,000\) is larger than the over-85-years male population \(564,000\)](#) in England and Wales.

4 . Deaths by region in England and Wales

Figure 5: The number of deaths in Week 46 was higher than the five-year average in all English regions and Wales

Number of deaths in Wales and regions in England, registered between 28 December 2019 and 13 November 2020

[Download the data](#)

Notes:

1. Based on area of usual residence. Geographical boundaries are based on the most up-to-date information available at the time of publication.
2. Figures exclude deaths of non-residents.
3. Based on date a death was registered rather than occurred.
4. All figures for 2020 are provisional.
5. The International Classification of Diseases, Tenth Edition (ICD-10) definitions are as follows: coronavirus (COVID-19) (U07.1 and U07.2).

In Week 46 (week ending 13 November 2020), there were 190 deaths involving the coronavirus (COVID-19) registered in Wales (compared with 166 deaths in Week 45, a 14.5% increase).

Out of the English regions, the North West continued to have the largest number of deaths involving COVID-19 (615 deaths). The North West also had the highest proportion of deaths involving COVID-19, with more than a quarter of all deaths registered in Week 46 involving COVID-19 (31.5%).

Deaths involving COVID-19 increased in Week 46 in all English regions and Wales, with the largest increase seen in Yorkshire and The Humber (121 more deaths). More detailed geographic analysis between 1 March and 31 July 2020 can be found in our [Deaths involving COVID-19 by local area and socioeconomic deprivation release](#)

Table 1: The number of deaths registered was above the five-year average in all English regions and Wales
 Number of deaths in Wales and regions in England, registered week ending 13 November 2020

Region name	Number of deaths	Five-year average	Difference	Percentage above average
North West	1,950	1,416	534	37.7
Yorkshire and the Humber	1,350	1,010	340	33.7
North East	711	535	176	32.9
East Midlands	1,099	869	230	26.5
West Midlands	1,317	1,073	244	22.7
London	1,112	973	139	14.3
Wales	742	658	84	12.8
East	1,172	1,102	70	6.4
South West	1,168	1,100	68	6.2
South East	1,616	1,583	33	2.1

Source: Office for National Statistics - Deaths registered weekly in England and Wales

Notes

1. Based on area of usual residence. Geographical boundaries are based on the most up-to-date information available at the time of publication.
2. Figures exclude deaths of non-residents.
3. Based on date a death was registered rather than occurred.
4. All figures for 2020 are provisional.
5. The averages are based on the number of death registrations in each region, recorded for each corresponding week over the previous five years. Moveable public holidays, when register offices are closed, affect the number of registrations made in the published weeks and in the corresponding weeks in previous years.

The number of deaths registered in Week 46 was higher than the five-year average in all English regions. In Wales, the number of deaths registered in Week 46 was 12.8% (84 deaths) above the five-year average (Table 1).

5 . Deaths registered by place of occurrence

The year-to-date analysis shows that, of deaths involving the coronavirus (COVID-19) up to Week 46 (week ending 13 November 2020), 65.5% (40,062 deaths) occurred in hospital, with the remainder occurring in care homes (16,849 deaths), private homes (2,927 deaths), hospices (833 deaths), other communal establishments (242 deaths) and elsewhere (223 deaths).

Between Weeks 45 and 46, the number of deaths involving COVID-19 increased in hospitals (336 deaths higher), care homes (145 deaths higher) and private homes (35 deaths higher). Deaths involving COVID-19 in hospitals as a proportion of all deaths in hospitals increased from 29.5% in Week 45 to 33.8% in Week 46. Deaths involving COVID-19 in care homes as a proportion of all deaths in care homes increased from 12.0% in Week 45 to 17.4% in Week 46. Detailed analysis on deaths of care home residents is available in [Deaths involving COVID-19 in the care sector, England and Wales: deaths occurring up to 12 June 2020 and registered up to 20 June 2020](#).

As well as Office for National Statistics (ONS) data, the Care Quality Commission (CQC) provides numbers of deaths involving COVID-19 in care homes in England that are based on the date the death was notified to the CQC. From 10 April (the first day when data were collected using the CQC's new method of identifying deaths involving COVID-19) to 20 November 2020, there were 16,105 deaths of residents in care homes involving COVID-19. Of these deaths, 398 were notified in the week up to 20 November. More information on the data provided by the CQC can be found in our [joint transparency statement](#).

In Wales, the [Welsh Government](#) publishes the number of deaths of care home residents involving COVID-19 notified to the Care Inspectorate Wales (CIW). Between 1 March and 20 November 2020, there were 934 deaths of residents in care homes involving COVID-19.

More information on how these numbers have compared throughout the pandemic can be found in our previous [Comparison of weekly death occurrences in England and Wales release](#).

Figure 6: Deaths in private homes, care homes and hospitals were above the five-year average in Week 46

Number of excess deaths by place of occurrence, England and Wales, registered between 7 March 2020 and 13 November 2020

[Download the data](#)

Notes:

1. Based on area of usual residence. Geographical boundaries and communal establishments are based on the most up-to-date information available.
2. Figures include deaths of non-residents.
3. Based on date a death was registered rather than occurred.
4. All figures for 2020 are provisional.
5. The International Classification of Diseases, Tenth Edition (ICD-10) definitions are as follows: coronavirus (COVID-19) (U07.1 and U07.2).
6. "Other" includes deaths in communal establishments other than hospitals and care homes, in hospices, and that occurred "elsewhere". More information on the place of death definitions used is available in the [accompanying dataset](#).

In Week 46, the numbers of deaths in private homes, hospitals and care homes were above the five-year average (981, 818 and 138 deaths respectively), while the number of deaths in other locations was below the five-year average (39 deaths lower) (Figure 6).

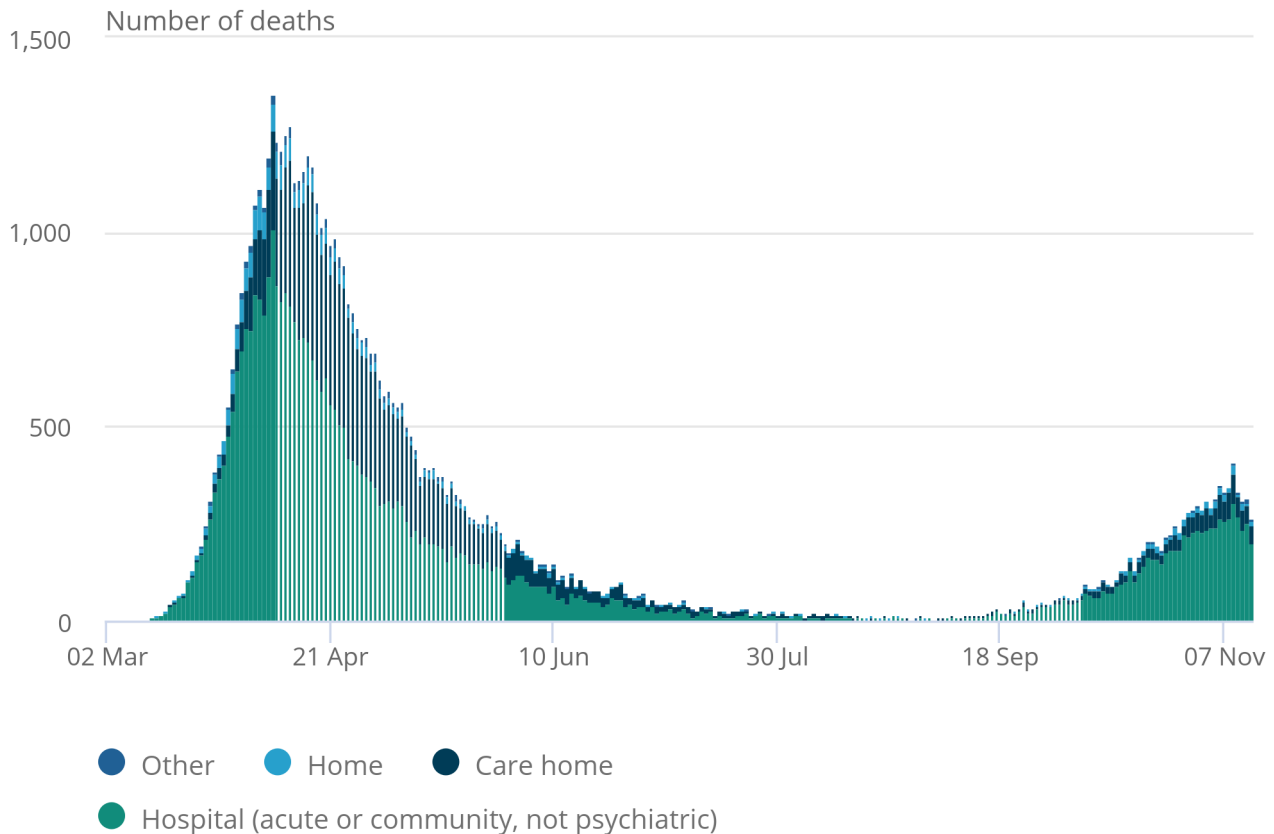
Looking in more detail at deaths in private homes in Week 46, males accounted for 511 excess deaths, compared with 470 for females. Overall, 80.1% of the excess deaths in private homes were of those aged 70 years and over (786 excess deaths); this has increased from 78.0% (778 excess deaths) in Week 45. The [Deaths in private homes](#) release provides analysis for deaths registered from 28 December 2019 to 11 September 2020. In addition, more [detailed analysis of excess deaths in England](#) is produced by Public Health England (PHE) on a weekly basis.

Figure 7: More than 75% of deaths involving COVID-19 that occurred in Week 46 were in hospital

Number of deaths involving COVID-19 by place of occurrence, England and Wales, occurring up to 13 November 2020 and registered up to 21 November 2020

Figure 7: More than 75% of deaths involving COVID-19 that occurred in Week 46 were in hospital

Number of deaths involving COVID-19 by place of occurrence, England and Wales, occurring up to 13 November 2020 and registered up to 21 November 2020



Source: Office for National Statistics – Deaths registered weekly in England and Wales

Notes:

1. Figures include deaths of non-residents.
2. Based on date of death, registered up to 21 November 2020.
3. All figures for 2020 are provisional.
4. The International Classification of Diseases, Tenth Edition (ICD-10) definitions are as follows: coronavirus (COVID-19) (U07.1 and U07.2).
5. This chart includes deaths from week ending 6 March 2020 onwards. Three deaths involving COVID-19 occurred prior to this (in the week ending 31 January (Week 5), week ending 7 February (Week 6) and week ending 28 February (Week 9) are not included in the chart.

Figure 7 is based on date of death for deaths registered up to 21 November 2020, rather than date of registration. As more deaths are registered, deaths per day are likely to increase, especially for later dates. Looking at the number of deaths that occurred in Week 46, 77.4% of deaths occurred in hospitals, and care homes accounted for 16.9% of all deaths involving COVID-19; this may change as more deaths are registered.

A death of a man aged 80 to 84 years was registered in the week ending 4 September 2020 (Week 36) that occurred in the week ending 31 January 2020 (Week 5). This is the earliest known death involving COVID-19 in the UK. There was also a death of a man aged 55 to 59 years registered in the week ending 21 August 2020 (Week 34) that occurred in the week ending 7 February 2020 (Week 6) and a death of a female aged 30 to 34 years that was registered by 24 October 2020 and occurred in the week ending 28 February 2020 (Week 9).

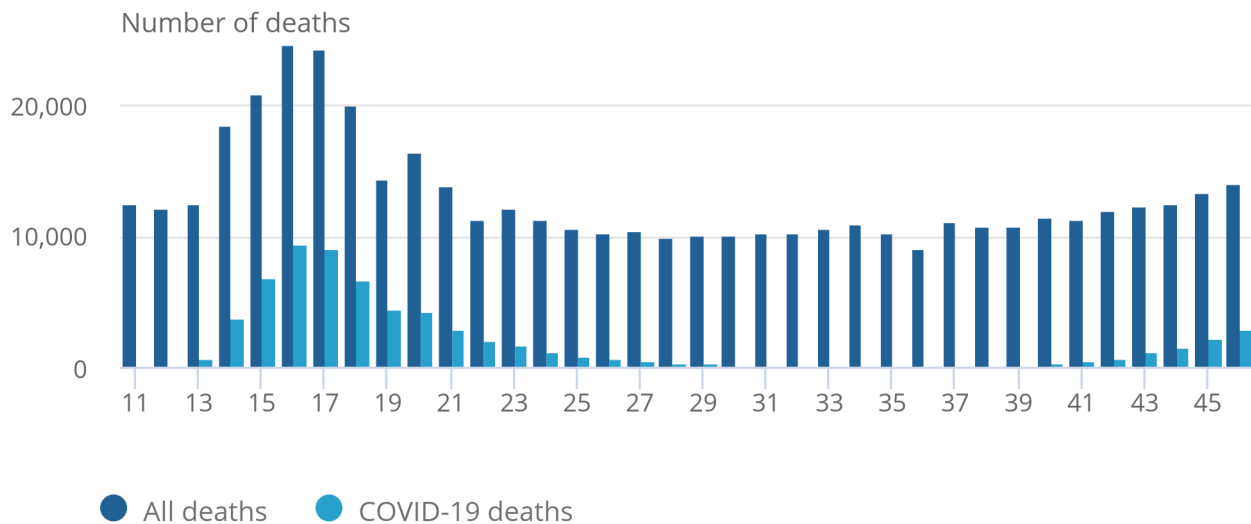
6 . Deaths registered in the UK

Figure 8: Deaths in the UK involving COVID-19 increased in Week 46 for the 10th consecutive week

Number of deaths registered by week, UK, week ending 13 March 2020 to week ending 13 November 2020

Figure 8: Deaths in the UK involving COVID-19 increased in Week 46 for the 10th consecutive week

Number of deaths registered by week, UK, week ending 13 March 2020 to week ending 13 November 2020



Source: Office for National Statistics, National Records of Scotland, and Northern Ireland Statistics and Research Agency

Notes:

1. Figures exclude deaths of non-residents.
2. Based on date a death was registered rather than occurred.
3. All figures for 2020 are provisional.
4. The International Classification of Diseases, Tenth Edition (ICD-10) definitions are as follows: coronavirus (COVID-19) (U07.1 and U07.2).
5. National Records of Scotland produce [figures for Scotland](#).
6. Northern Ireland Statistics and Research Agency produce [figures for Northern Ireland](#).

Across the UK, there were 13,972 deaths (all causes) registered in Week 46 (week ending 13 November 2020), which was 2,216 deaths higher than the UK five-year average and 542 more deaths than in Week 45. Of these deaths, 2,838 involved the coronavirus (COVID-19), 612 deaths higher than in Week 45 (a 27.5% increase).

In Week 46, England had the highest number of deaths involving COVID-19 with 2,274 deaths, followed by Scotland with 278 deaths, Wales with 190 deaths and Northern Ireland with 96 deaths.

7 . Comparison of weekly death occurrences in England and Wales

We previously published this section as a [separate article](#), which provided a more thorough description of the differences between different data sources. This section will look at the number of deaths by date of death produced by the Office for National Statistics (ONS) compared with death notifications reported by the Department of Health and Social Care (DHSC). For Wales, we can also compare the reconciled DHSC data by date of death released by Public Health Wales (PHW).

On 12 August 2020, Public Health England (PHE) revised their data series to include two measures: deaths of positively tested individuals where the death occurred within 28 days and deaths within 60 days of a positive test. More information on these changes can be found in their [technical summary](#).

In England, including deaths that occurred up to 13 November 2020 but were registered up to 21 November 2020, of those we have processed so far, the number involving the coronavirus (COVID-19) was 58,753.

The [comparative number of death notifications](#) reported by the DHSC on GOV.UK (based on data from PHE) where the deaths occurred within 28 days of testing was 45,449 and the number of deaths by date of death showed 46,300.

In Wales, including deaths that occurred up to 13 November 2020 but were registered up 21 November 2020, of those we have processed so far, the number involving COVID-19 was 3,329. The comparative number of death notifications reported by the DHSC on GOV.UK (based on data from PHW) where the death occurred within 28 days of testing was 2,191 and the number of deaths by date of death was 2,272 deaths.

8 . Deaths data

[Deaths registered weekly in England and Wales, provisional](#)

Dataset | Released 24 November 2020

Provisional counts of the number of deaths registered in England and Wales, by age, sex and region, in the latest weeks for which data are available. Includes data on coronavirus (COVID-19) deaths.

[Death registrations and occurrences by local authority and health board](#)

Dataset | Released 24 November 2020

Provisional counts of the number of deaths registered in England and Wales, including deaths involving COVID-19, by local authority, health board and place of death in the latest weeks for which data are available.

[Number of deaths in care homes notified to the Care Quality Commission, England](#)

Dataset | Released 24 November 2020

Provisional counts of deaths in care homes caused by COVID-19 by local authority. Published by the Office for National Statistics (ONS) and Care Quality Commission (CQC).

Filter these data

Try the new way to filter and download these data:

- [Deaths registered weekly in England and Wales by age and sex: COVID-19](#)
- [Deaths registered weekly in England and Wales by region: COVID-19](#)
- [Death registrations and occurrences by local authority and place of death](#)
- [Death registrations and occurrences by health board and place of death](#)

9 . Glossary

Coronavirus (COVID-19) deaths

Coronavirus (COVID-19) deaths are those deaths registered in England and Wales in the stated week where COVID-19 was mentioned on the death certificate. A doctor can certify the involvement of COVID-19 based on symptoms and clinical findings – a positive test result is not required. Definitions of COVID-19 for deaths in Scotland and Northern Ireland are similar to England and Wales.

10 . Measuring the data

More quality and methodology information on strengths, limitations, appropriate uses, and how the data were created is available in the [Mortality statistics in England and Wales QMI](#).

To meet user needs, we publish very timely but provisional counts of death registrations in England and Wales in our [Deaths registered weekly in England and Wales, provisional dataset](#). These are presented by sex, age group and regions (within England) as well as for Wales as a whole. To allow time for registration and processing, these figures are published 11 days after the week ends. Because of the rapidly changing situation, in this bulletin we have also given provisional updated totals based on the latest available death registrations, up to 20 November 2020.

Because of the coronavirus (COVID-19) pandemic, our regular weekly deaths release now provides a separate breakdown of the number of deaths involving COVID-19: that is, where COVID-19 or suspected COVID-19 was mentioned anywhere on the death certificate, including in combination with other health conditions. If a death certificate mentions COVID-19, it will not always be the main cause of death but may be a contributory factor. This bulletin summarises the latest weekly information and will be updated each week during the pandemic.

From the bulletin dated 3 November, we have added two additional analyses.

Previously, we gave a breakdown of deaths involving COVID-19 into those where COVID-19 was the underlying cause of death ("due to COVID-19") and those where it was a contributory factor ("involving COVID-19") in the [monthly mortality analysis](#); because of high public interest, this distinction is now shown in Figure 2 of the weekly bulletin.

This bulletin is based mainly on the date deaths are registered, not the date of death, because of the [time taken for a death to be registered](#). Deaths in England and Wales are normally registered within five days, but there can be a considerably longer delay in some circumstances, particularly when the death is referred to a coroner. We have developed a statistical model to estimate the number of deaths likely to have occurred in each week, based on previous experience of the pattern of registration delays, including the effects of bank holidays. The method is described in the article, [Predicting total weekly death occurrences in England and Wales: methodology](#), and the results are shown in the tab, "Estimated total deaths 2020", of the accompanying dataset.

These figures are different from the [daily surveillance figures on COVID-19 deaths](#) published by the Department of Health and Social Care (DHSC) on the GOV.UK website, for the UK as a whole and its constituent countries. Figures in this report are derived from the formal process of death registration and may include cases where the doctor completing the death certificate diagnosed possible cases of COVID-19, for example, where this was based on relevant symptoms but no test for the virus was conducted.

From 29 April 2020, the DHSC started to publish as their [daily announced figures on deaths from COVID-19](#) for the UK a new series that uses improved data for England produced by Public Health England (PHE). These figures provide a count of all deaths where a positive test for COVID-19 has been confirmed, wherever that death has taken place, a change from previously reporting only confirmed COVID-19 deaths in hospitals. Figures for Scotland, Wales and Northern Ireland had already begun to include deaths outside hospitals, so this change ensured that the UK-wide series had a shared and common definitional coverage. A [statement](#) was published by the Office for National Statistics (ONS), which provides more detail of the changes.

On 12 August 2020, the PHE data series was revised to include two measures: deaths of positively tested individuals where the death occurred within 28 days and deaths within 60 days of a positive test. More information on these changes can be found in their [technical summary \(PDF, 854KB\)](#).

In contrast to the GOV.UK figures, we include only deaths registered in England and Wales, which is the legal remit of the ONS. Tables 2 and 3 provide an overview of the differences in definitions between sources.

Table 2: Definitions of COVID-19 deaths between different sources

	DHSC COVID-19 (as published on GOV.UK) before 29 April	DHSC COVID-19 (as published on GOV.UK) between 29 April and 12 August	DHSC COVID-19 (as published on GOV.UK) from 12 August	ONS COVID-19 deaths registered	ONS COVID-19 death occurrence (actual date of death)	NHS England	Public Health Wales
Coverage	UK (however we only include England and Wales breakdowns for comparable coverage with ONS data)	UK (however we only include England and Wales breakdowns for comparable coverage with ONS data)	UK (however we only include England and Wales breakdowns for comparable coverage with ONS data)	Registrations in England and Wales	Registrations in England and Wales	England only	Wales only
				Selected UK figures are included in the weekly release	In discussions with devolved nations to create UK estimates in the near future		
Inclusion	Deaths in hospitals	Includes any place of death, including care homes and community	Includes any place of death, including care homes and community	Any place of death, including care homes and community	Any place of death, including care homes and community	Deaths in hospitals	Includes any place of death, including care homes and community
	Deaths where the patient has tested positive for COVID-19	Deaths where the patient has tested positive for COVID-19	Deaths where the patient has tested positive for COVID-19 within 28 and 60 days of testing	Deaths where COVID-19 has been mentioned on the death certificate	Deaths where COVID-19 has been mentioned on the death certificate	Deaths where patient has been tested for COVID-19	Deaths where patient has been tested for COVID-19
Timeliness	Provided daily but not officially registered	Provided daily but not officially registered	Provided daily but not officially registered	Weekly registrations are 11 days behind because of the time taken to register, process and publish	Weekly registrations are 11 days behind because of the time taken to register, process and publish	Updated daily for each date of death	Updated daily for each date of death
				Registered in the week ending 13 November (week 46)	Deaths which occurred in week 46 but were registered up to 21 November		

Table 3: Definitions of COVID-19 deaths in care homes between different sources

	ONS COVID-19 deaths registered	ONS COVID-19 death occurrence (actual date of death)	Care Quality Commission deaths in care homes (date of notification received)	Care Inspectorate Wales deaths in care homes (date of notification received)
Coverage	Registrations in England and Wales	Registrations in England and Wales	Death notifications sent by registered care home operators in England to CQC	Death notifications sent by registered care home operators in Wales to CIW
	Selected UK figures are included in the weekly release	In discussions with devolved nations to create UK estimates in the near future		
Inclusion	Any place of death, including care homes	Any place of death, including care homes	Deaths in care homes â €œ deaths of care home residents that occurred elsewhere are also collected	Deaths in care homes â €œ deaths of care home residents that occurred elsewhere are also collected
	Deaths where COVID-19 has been mentioned on the death certificate	Deaths where COVID-19 has been mentioned on the death certificate	Deaths where the care home provider has stated COVID-19 as a suspected or confirmed cause of death on the death notification	Deaths where the care home provider has stated COVID-19 as a suspected or confirmed cause of death on the death notification
Timeliness	Weekly registrations are 11 days behind because of the time taken to register, process and publish	Weekly registrations are 11 days behind because of the time taken to register, process and publish	Daily deaths notifications by date of notification - these take on average 4 days to receive and process	Daily deaths notifications by date of notification
			Data are published weekly by ONS	Data are published weekly by Welsh Government

Source: Office for National Statistics – Deaths registered weekly in England and Wales

We will publish accompanying articles periodically, giving enhanced information such as age-standardised and age-specific mortality rates for recent time periods and breakdowns of deaths involving COVID-19 by associated pre-existing health conditions.

There is usually a delay of at least five days between occurrence and registration. More information on this issue can be found in our [impact of registration delays release](#).

Our [User guide to mortality statistics](#) provides further information on data quality, legislation and procedures relating to mortality and includes a [glossary of terms](#).

11 . Strengths and limitations

Figures are based on the date the death was registered, not when it occurred. There is usually a delay of at least five days between occurrence and registration. More information on this issue can be found in our [impact of registration delays release](#).

12 . Related links

[Deaths registered in England and Wales: 2019](#)

Bulletin | Released 1 July 2020

Registered deaths by age, sex, selected underlying causes of death and the leading causes of death. Contains death rates and death registrations by area of residence and single year of age.

[Coronavirus \(COVID-19\) latest data and analysis](#)

Web page | Updated as and when new data become available

Brings together the latest data and analysis on the coronavirus (COVID-19) pandemic in the UK and its effect on the economy and society.

[Coronavirus \(COVID-19\) roundup](#)

Blog | Updated as and when new data become available

Catch up on the latest data and analysis related to the coronavirus pandemic and its impact on our economy and society.

[Coronavirus and the latest indicators for the UK economy and society](#)

Bulletin | Released 19 November 2020

Early experimental data on the impact of the coronavirus on the UK economy and society. These faster indicators are created using rapid response surveys, novel data sources and experimental methods.

[Monthly mortality analysis, England and Wales: October 2020](#)

Bulletin | Released 19 November 2020

Provisional death registration data for England and Wales, broken down by sex, age and country. Includes deaths due to COVID-19 and leading causes of death.

[Deaths involving COVID-19 by local area and socioeconomic deprivation: deaths occurring between 1 March and 31 July 2020](#)

Bulletin | Released 28 August 2020

Provisional counts of the number of deaths and age-standardised mortality rates involving COVID-19 between 1 March and 31 July 2020 in England and Wales. Figures are provided by age, sex, geographies down to local authority level, and deprivation indices.