

Article

# Mortality by marital status in England and Wales: 2010 to 2019

Analysis of deaths registered in England and Wales by marital status, broken down by sex and age group.

Contact:  
Alex Cooke  
health.data@ons.gov.uk  
+44 1633 582553

Release date:  
8 February 2022

Next release:  
To be announced

## Table of contents

1. [Main points](#)
2. [Mortality by marital status of those aged 20 years and over](#)
3. [Mortality by marital status of those aged 20 to 64 years](#)
4. [Mortality by marital status of those aged 65 years and over](#)
5. [Mortality by marital status data](#)
6. [Glossary](#)
7. [Data sources and quality](#)
8. [Related links](#)

# 1 . Main points

- Males and females of all ages (those aged 20 years and over, those aged 20 to 64 years, and those aged 65 years and over) who were married or in a civil partnership consistently had the lowest age-standardised mortality rates (ASMRs).
- In 2019, across males aged 20 years and over, divorcees had the highest ASMR at 2,319.0 deaths per 100,000 males.
- In 2019, of all females aged 20 years and over, those who were single had the highest ASMR at 1,307.0 deaths per 100,000.

## 2 . Mortality by marital status of those aged 20 years and over

Between 2010 and 2019, married males or those in a civil partnership consistently had the lowest age-standardised mortality rates (ASMRs). In contrast, either single or divorced males had the highest ASMRs across the period.

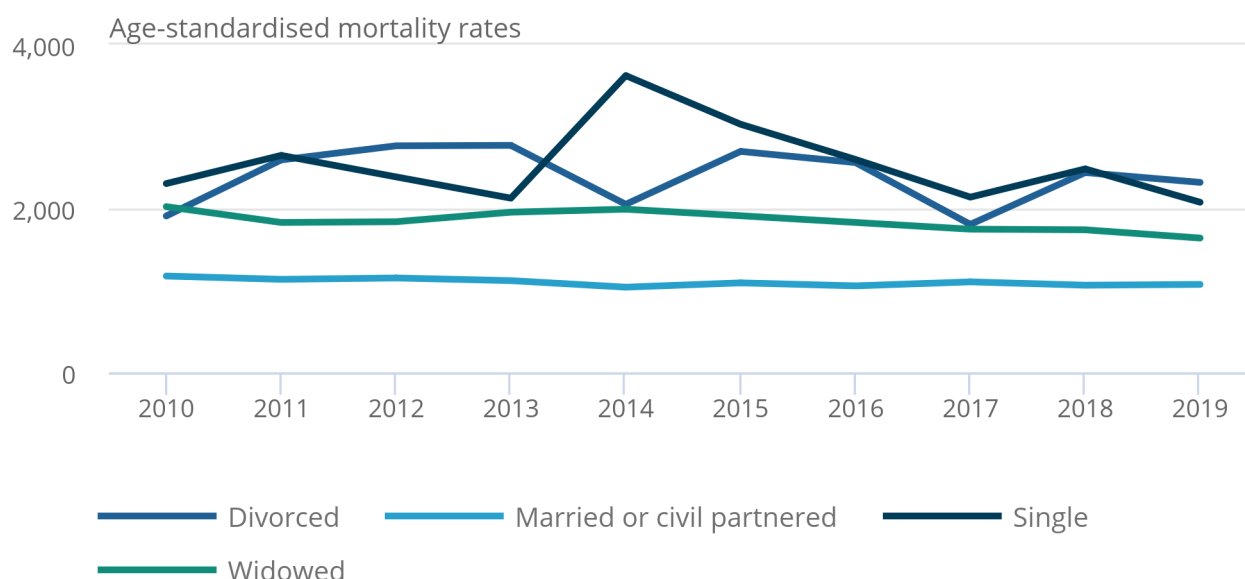
In 2010, single males had the highest ASMR, with 2,304.3 deaths per 100,000. Married males or those in a civil partnership had the lowest ASMR, with 1,175.5 deaths per 100,000. In contrast, divorced males had the highest ASMR in 2019, with 2,319.0 deaths per 100,000 population. Married males or those in a civil partnership continued to have the lowest ASMR in 2019, with 1,073.4 deaths per 100,000 population.

**Figure 1: Married or civil-partnered males aged 20 years and over had the lowest ASMRs between 2010 and 2019**

Age-standardised mortality rates of males aged 20 years and over registered between 2010 and 2019 in England and Wales

Figure 1: Married or civil-partnered males aged 20 years and over had the lowest ASMRs between 2010 and 2019

Age-standardised mortality rates of males aged 20 years and over registered between 2010 and 2019 in England and Wales



Source: Office for National Statistics – Mortality by marital status

**Notes:**

1. Age-standardised mortality rates per 100,000 males, standardised to the 2013 European Standard Population.
2. Figures are for deaths registered rather than deaths occurring in each period.
3. Figures exclude non-residents.

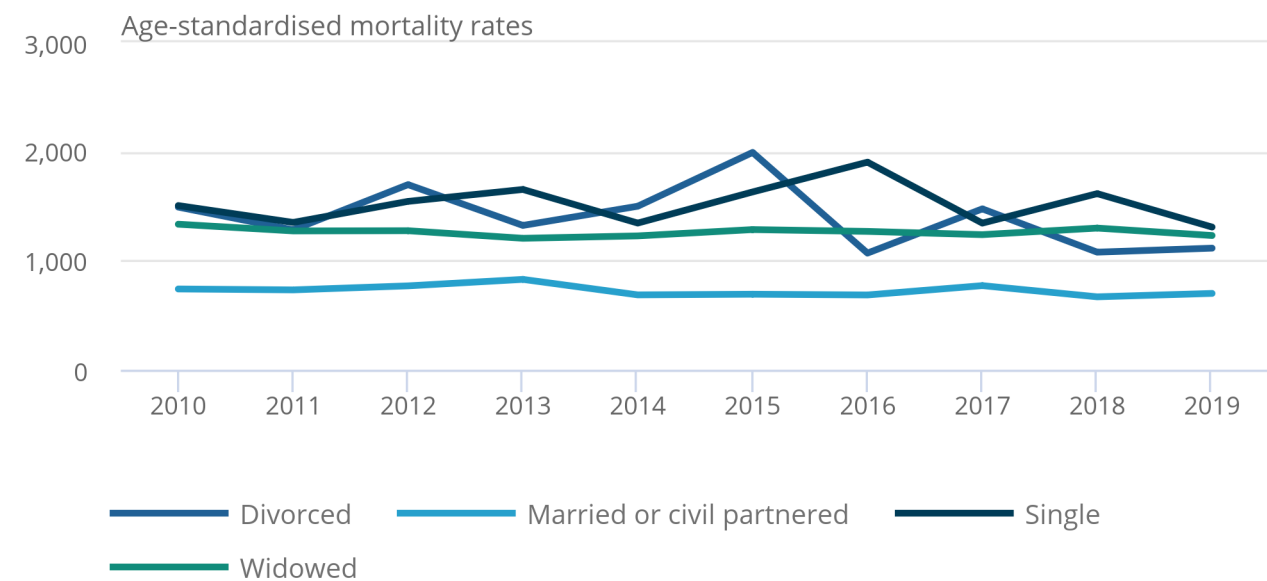
Between 2010 and 2019, married females or those in a civil partnership consistently had the lowest ASMRs, whereas either single or divorced females had the highest ASMRs. In 2010, single females had the highest ASMR, with 1,503.9 deaths per 100,000. Those who were married or in a civil partnership had the lowest ASMR, with 739.5 deaths per 100,000. Again in 2019, single females had the highest ASMR, with 1,307.0 deaths per 100,000. Furthermore, females who were married or in a civil partnership again had the lowest ASMR, with 698.9 deaths per 100,000 population.

**Figure 2: Married or civil-partnered females aged 20 years and over had the lowest ASMRs between 2010 and 2019**

Age-standardised mortality rates of females aged 20 years and over registered between 2010 and 2019 in England and Wales

Figure 2: Married or civil-partnered females aged 20 years and over had the lowest ASMRs between 2010 and 2019

Age-standardised mortality rates of females aged 20 years and over registered between 2010 and 2019 in England and Wales



Source: Office for National Statistics – Mortality by marital status

Notes:

1. Age-standardised mortality rates per 100,000 females, standardised to the 2013 European Standard Population.
2. Figures are for deaths registered rather than deaths occurring in each period.
3. Figures exclude non-residents.

### 3 . Mortality by marital status of those aged 20 to 64 years

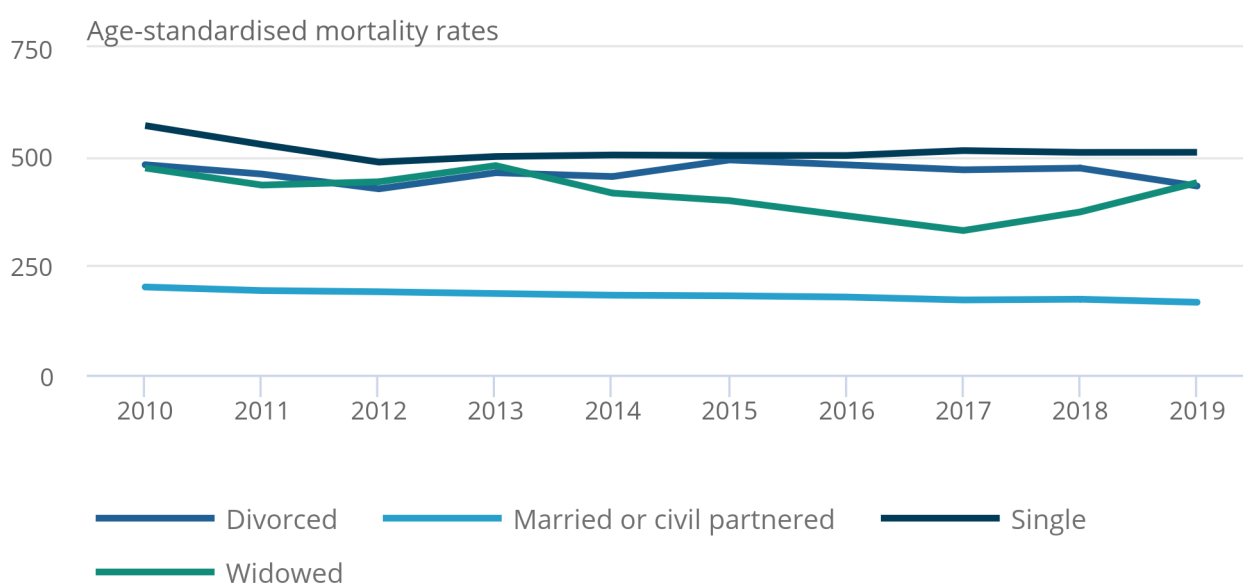
Between 2010 and 2019, single males aged 20 to 64 years consistently had the highest age-standardised mortality rates (ASMRs), whereas married or civil partnered males consistently had the lowest ASMRs. In both 2010 and 2019, single males had the highest ASMR with 570.1 and 509.5 deaths respectively. Moreover, in both 2010 and 2019, men who were married or in a civil partnership had the lowest ASMRs at 200.9 and 165.9 deaths per 100,000 population.

**Figure 3: Married or civil-partnered males aged 20 to 64 years had the lowest ASMRs between 2010 and 2019**

Age-standardised mortality rates of males aged 20 to 64 years registered between 2010 and 2019 in England and Wales

Figure 3: Married or civil-partnered males aged 20 to 64 years had the lowest ASMRs between 2010 and 2019

Age-standardised mortality rates of males aged 20 to 64 years registered between 2010 and 2019 in England and Wales



Source: Office for National Statistics – Mortality by marital status

Notes:

1. Age-standardised mortality rates per 100,000 males, standardised to the 2013 European Standard Population.
2. Figures are for deaths registered rather than deaths occurring in each period.
3. Figures exclude non-residents.

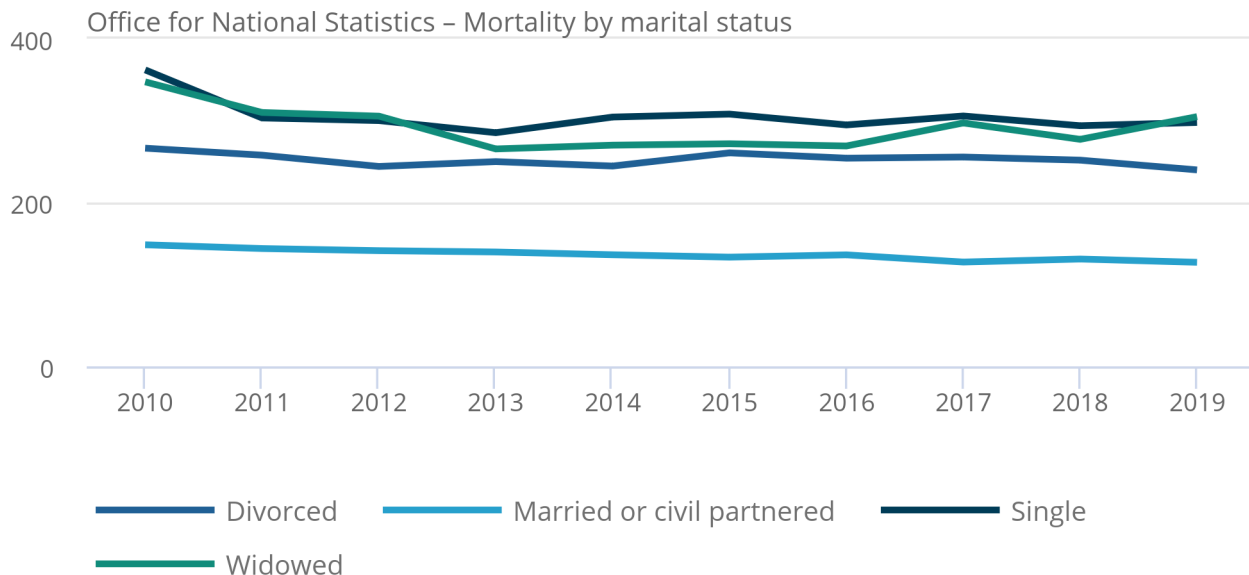
Either widowed or single females aged 20 to 64 years between 2010 and 2019 had the highest ASMRs, and married females or those in a civil partnership consistently had the lowest ASMRs. In 2010, single females had the highest ASMR at 361.9 deaths per 100,000, whereas in 2019 widowed females had the highest ASMR at 304.8 deaths per 100,000. In 2010, females who were married or in a civil partnership had the lowest ASMR, with 148.4 deaths per 100,000. Females who were married or in a civil partnership had the lowest ASMR, with 127.0 deaths per 100,000.

**Figure 4: Married or civil-partnered females aged 20 to 64 years had the lowest ASMRs between 2010 and 2019**

Age-standardised mortality rates of females aged 20 to 64 years registered between 2010 and 2019 in England and Wales

**Figure 4: Married or civil-partnered females aged 20 to 64 years had the lowest ASMRs between 2010 and 2019**

Age-standardised mortality rates of females aged 20 to 64 years registered between 2010 and 2019 in England and Wales



Source: Office for National Statistics – Mortality by marital status

**Notes:**

1. Age-standardised mortality rates per 100,000 females, standardised to the 2013 European Standard Population.
2. Figures are for deaths registered rather than deaths occurring in each period.
3. Figures exclude non-residents.

## 4 . Mortality by marital status of those aged 65 years and over

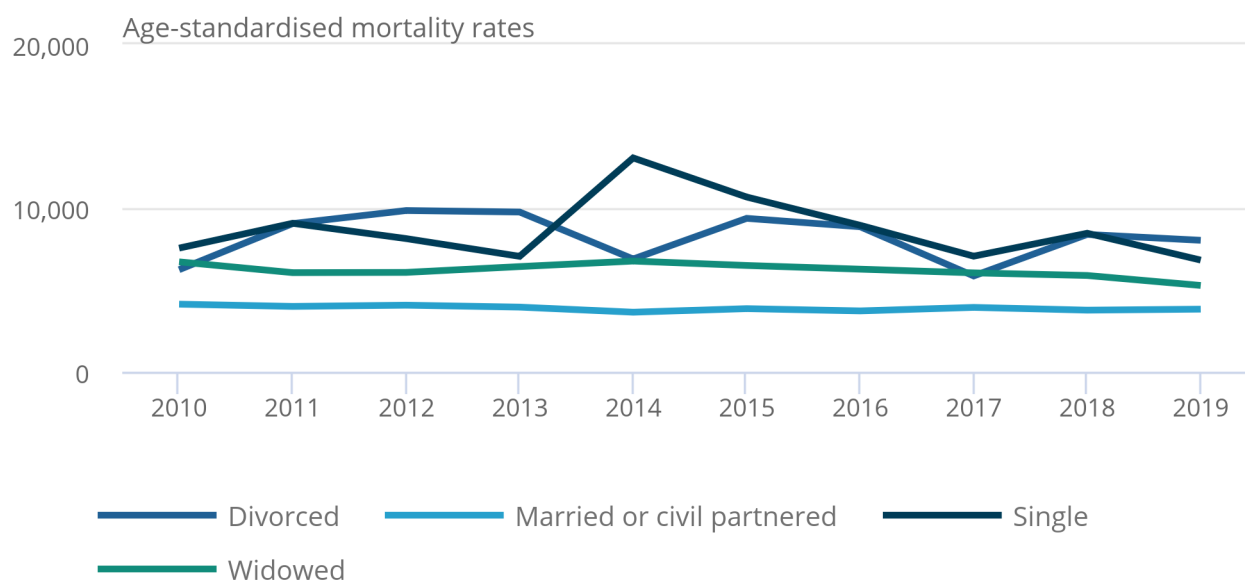
Between 2010 and 2019, males who were married or in a civil partnership consistently had the lowest age-standardised mortality rates (ASMRs), with either single or divorced males having the highest ASMRs. Single males in 2010 had the highest ASMR, with 7,549.5 deaths per 100,000. In contrast, those who were married or in a civil partnership had the lowest ASMR, with 4,124.2 deaths per 100,000. In 2019, divorced males had the highest ASMR, with 8,027.5 deaths per 100,000. Again, those who were married or in a civil partnership had the lowest ASMR, with 3,819.3 deaths per 100,000.

**Figure 5: Married or civil-partnered males aged 65 years and over had the lowest ASMRs between 2010 and 2019**

Age-standardised mortality rates of males aged 60 years and over registered between 2010 and 2019 in England and Wales

**Figure 5: Married or civil-partnered males aged 65 years and over had the lowest ASMRs between 2010 and 2019**

Age-standardised mortality rates of males aged 60 years and over registered between 2010 and 2019 in England and Wales



Source: Office for National Statistics – Mortality by marital status

**Notes:**

1. Age-standardised mortality rates per 100,000 males, standardised to the 2013 European Standard Population.
2. Figures are for deaths registered rather than deaths occurring in each period.
3. Figures exclude non-residents.

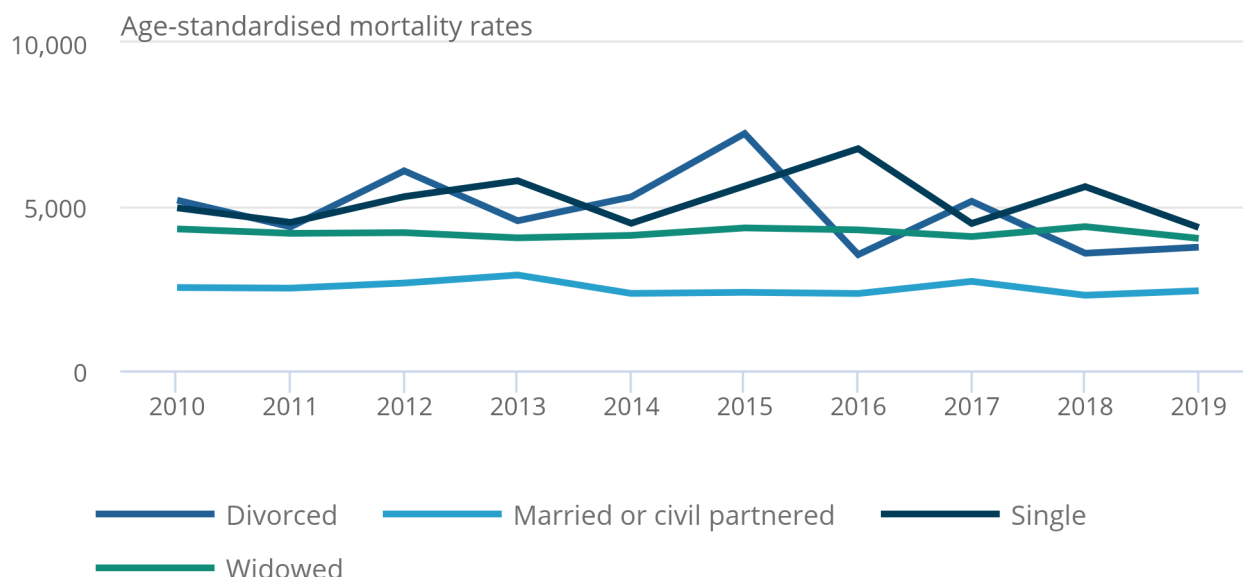
Across the time series, married females or those in a civil partnership consistently had the lowest ASMRs, whereas either single or divorced females had the highest ASMRs. In 2010, divorced females had the highest ASMR, with 5,191.9 deaths per 100,000. Again, females who were married or in a civil partnership had the lowest ASMR, with 2,527.8 deaths per 100,000. In 2019, single females had the highest ASMR, with 4,360.7 deaths per 100,000 population. Females who were married or in a civil partnership had the lowest ASMR, with 2,429.1 deaths per 100,000 population.

**Figure 6: Married or civil-partnered females aged 65 years and over had the lowest ASMRs between 2010 and 2019**

Age-standardised mortality rates of females aged 60 years and over registered between 2010 and 2019 in England and Wales

**Figure 6: Married or civil-partnered females aged 65 years and over had the lowest ASMRs between 2010 and 2019**

Age-standardised mortality rates of females aged 60 years and over registered between 2010 and 2019 in England and Wales



Source: Office for National Statistics – Mortality by marital status

**Notes:**

1. Age-standardised mortality rates per 100,000 females, standardised to the 2013 European Standard Population.
2. Figures are for deaths registered rather than deaths occurring in each period.
3. Figures exclude non-residents.

## 5 . Mortality by marital status data

[Mortality by marital status in England and Wales](#)

Dataset | Released 8 February 2022

Deaths by marital status registered in England and Wales between 2010 and 2019.

[Vital statistics in the UK: births, deaths and marriages](#)

Dataset | Released 3 December 2021

Annual UK and constituent country figures for births, deaths, marriages, divorces, civil partnerships, and civil partnership dissolutions.



## 6 . Glossary

### Marital status

Marital status indicates whether a person is legally married or not. This publication uses five categories of legal marital status:

- single, never married or never had a civil partnership
- married or civil partnered, including separated (this category includes those in both opposite- and same-sex marriages)
- divorced, including those who have legally dissolved their civil partnership
- widowed, including surviving civil partners

### Civil partnership

Civil partnerships are a form of civil union granted to same-sex couples under the Civil Partnership Act 2004, and subsequently opposite-sex couples under the Civil Partnerships, Marriages and Deaths (Registrations etc) Act 2019. This allows couples to obtain the same rights and responsibilities as civil marriage. The Civil Partnership Act came into force on 5 December 2005, while the Civil Partnerships, Marriages and Deaths (Registrations etc) Act 2019 has made provision for opposite-sex couples to enter into civil partnerships from 31 December 2019.

### Age-standardised mortality rates

Age-standardised mortality rates (ASMRs) are used to allow comparisons between populations that may contain different proportions of people of different ages. The 2013 European Standard Population is used to standardise rates.

## 7 . Data sources and quality

This publication provides information concerning mortality rates by marital status from 2010 to 2019.

When interpreting these mortality statistics, please note that death statistics are compiled from information supplied when deaths are certified and registered as part of civil registration, which is a legal requirement.

Mortality statistics are used for producing population estimates and projections, and to quality assure the census estimates. They are also used to carry out further analysis on, for example, life expectancy, health expectancy, causes of death, and infant mortality. They also enable the analysis of social and demographic trends.

### Methodology guides

More quality and methodology information on strengths, limitations, appropriate uses, and how the data were created is available in the [Mortality statistics in England and Wales QMI \(Quality and Methodology Information\)](#).

Our [User guide to mortality statistics](#) provides further information on data quality, legislation, and procedures relating to mortality, and includes a [glossary of terms](#). Information on how age-standardised mortality rates (ASMRs) are calculated is included.

## 8 . Related links

[Population estimates by marital status and living arrangements, England and Wales: 2019](#)

Bulletin | Released 17 July 2020

Annual estimates of population by legal marital status and cohabitation status by age and sex for England and Wales.

[Deaths registered in England and Wales: 2020](#)

Dataset | Released 6 July 2021

Registered deaths by age, sex, selected underlying causes of death and the leading causes of death. Contains death rates and death registrations by area of residence and single year of age.