

Statistical bulletin

# Consumer price inflation, UK: August 2017

Price indices, percentage changes and weights for the different measures of consumer price inflation.



Contact:  
Philip Gooding  
cpi@ons.gsi.gov.uk  
Consumer Price Inflation  
Enquiries: +44 (0)1633 456900,  
Consumer Price Inflation  
recorded message (available  
after 9.45am on release day): +  
44 (0)800 0113703

Release date:  
12 September 2017

Next release:  
17 October 2017

## Table of contents

- [1. Main points](#)
- [2. Things you need to know about this release](#)
- [3. CPIH 12-month rate rises to 2.7% in August 2017](#)
- [4. Clothing and footwear inflation at record 4.6%](#)
- [5. Rising clothing prices contributed most to the change in the CPIH rate](#)
- [6. Owner occupiers' housing costs make the largest housing-related contribution to the CPIH 12-month rate](#)
- [7. Links to related statistics](#)
- [8. Quality and methodology](#)

# 1 . Main points

- The Consumer Prices Index including owner occupiers' housing costs 12-month inflation rate was 2.7% in August 2017, up from 2.6% in July 2017.
- Rising prices for clothing and motor fuels were the main contributors to the increase in the rate between July and August 2017.
- Air fares also rose between July and August but the rise was smaller than between the same two months a year ago and so resulted in a partially offsetting, downward contribution.
- The Consumer Prices Index (CPI) 12-month rate was 2.9% in August 2017, up from 2.6% in July 2017.

## 2 . Things you need to know about this release

The Bank of England were granted exceptional pre-release access to an estimate of the Consumer Prices Index (CPI) at 9am on Friday, 8 September 2017 so that the data were available for the Monetary Policy Committee meeting held on that day. [Correspondence with the Bank of England](#) is available.

The [National Statistics](#) status of the Consumer Prices Index including owner occupiers' housing costs (CPIH) was reinstated on 31 July 2017. [A letter](#) from the Director General for Regulation to the National Statistician detailed the actions that were taken to meet the requirements as set out in the [CPIH assessment report](#).

We have illustrated our [future approach to measuring changing prices and costs faced by consumers and households](#) using three "use cases", along with how they relate to the measures that we currently publish and those that are under development. Specifically, they refer to the CPIH as our lead measure of inflation based on economic principles; the Household Costs Indices (HCIs, currently under development) as a set of measures to reflect the change in costs as experienced by households; and the Retail Prices Index (RPI) as a legacy measure that is required to meet existing user needs.

Consumer price inflation is the rate at which the prices of goods and services bought by households rise or fall. It is estimated by using price indices. One way to understand this is to think of a shopping basket containing all the goods and services bought by households. Movements in price indices represent the changing cost of this basket. [Consumer price indices – a brief guide](#) gives an overview of the indices and their uses.

The most common approach to measuring inflation is the 12-month inflation rate, which compares prices for the latest month with the same month a year ago. In any given month, the 12-month rate is determined by the balance between upward and downward price movements of the range of goods and services included in the index.

This release also examines how the various types of goods and services contribute to the change in the 12-month inflation rate between the latest two months. The size and direction of these contributions depends on how prices changed between both the latest two months this year and the same two months last year. For example, the price of a product could make an upward contribution to the change in the rate even if it fell, provided that it fell by less than it did between the same two months a year ago. [Explaining the contribution to change in the 12-month rate](#) covers this concept in more detail.

The CPIH is the most comprehensive measure of inflation. It extends the CPI to include a measure of the costs associated with owning, maintaining and living in one's own home, known as owner occupiers' housing costs (OOH), along with Council Tax. Both of these are significant expenses for many households and are not included in the CPI.

Aside from including OOH and Council Tax, CPIH is otherwise identical to CPI. This means that, aside from these two components, the factors contributing to the CPI rate are the same as those contributing to the CPIH. For example, if food is reported as increasing the CPIH rate, it is also acting to increase the CPI rate. The size of the contributions for components other than OOH and Council Tax are exaggerated in the CPI compared with the CPIH because they account for a larger proportion of the overall index.

The CPI is produced at the same level of detail as CPIH, in the accompanying [dataset](#) and [time series dataset](#).

The Retail Prices Index (RPI) does not meet the required standard for designation as National Statistics. In recognition that it continues to be widely used in contracts, we continue to publish the RPI, its sub-components and RPIX. To view the all-items RPI and 12-month inflation rate and an at-a-glance comparison with other measures, please see the [time series](#) section of the inflation and price indices area of our website. The accompanying [dataset](#) and [time series dataset](#) provide more detailed information.

The figures in this publication use data collected on or around 15 August 2017.

### **3 . CPIH 12-month rate rises to 2.7% in August 2017**

The Consumer Prices Index including owner occupiers' housing costs (CPIH) 12-month rate was 2.7% in August 2017, up from 2.6% in July. The rate was last higher in April 2012 at 2.8% though the August figure equals the 2.7% observed in May this year.

All else being equal, the depreciation of sterling seen in 2016 and particularly following the outcome of the EU referendum would increase the prices producers pay for imported goods. Whilst depreciation is likely to increase the cost of imports, other factors determine whether these are passed on to consumers. For example, there were reports of businesses having measures to protect against exchange rate changes in the short-term, often reported as being up to spring this year.

The inflation rate for a range of goods has, however, picked up since last year and the overall rate in the UK is higher than in most other EU countries, including all of the larger western European nations. Depreciation may have influenced this but increasing global commodity prices could also be a factor in the rise in inflation in the UK and the EU overall.

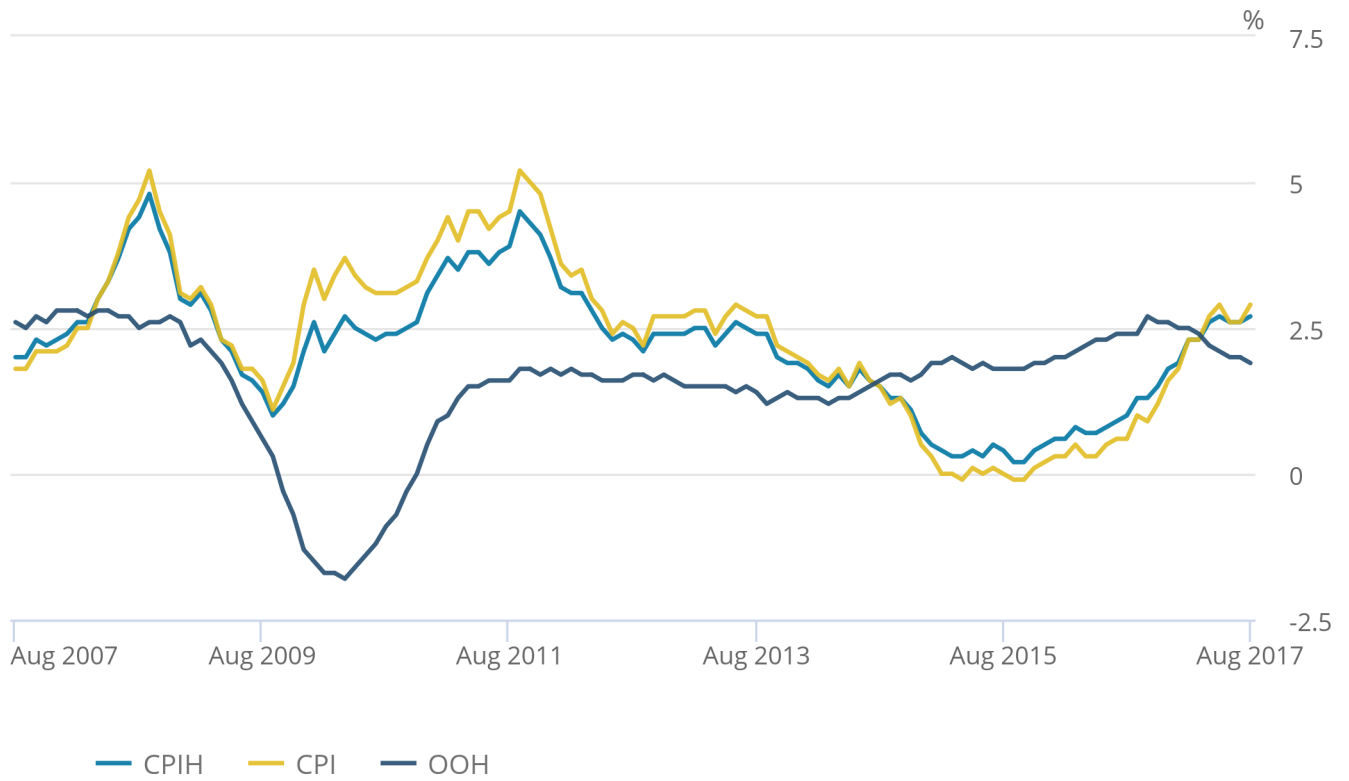
Figure 1 compares the 12-month inflation rates for CPIH and the Consumer Prices Index (CPI), along with the rate for the owner occupiers' housing costs (OOH) component of CPIH. Given that OOH accounts for around 17% of CPIH, it is the main driver for differences between the CPIH and CPI inflation rates.

Figure 1: CPIH, OOH component and CPI 12-month rates for the last 10 years: August 2007 to August 2017

UK

Figure 1: CPIH, OOH component and CPI 12-month rates for the last 10 years: August 2007 to August 2017

UK



Source: Office for National Statistics

**Table 1: CPIH, OOH component and CPI index values and 12-month rates: August 2016 to August 2017**

UK

|          | CPIH Index <sup>1</sup><br>(UK, 2015 =<br>100) | CPIH 12-<br>month rate | CPI Index <sup>1</sup><br>(UK,<br>2015=100) | CPI 12- month<br>rate | OOH Index <sup>1</sup><br>(UK,<br>2015=100) | OOH 12-<br>month rate |
|----------|------------------------------------------------|------------------------|---------------------------------------------|-----------------------|---------------------------------------------|-----------------------|
| 2016 Aug | 101.2                                          | 1.0                    | 100.9                                       | 0.6                   | 102.7                                       | 2.4                   |
| Sep      | 101.5                                          | 1.3                    | 101.1                                       | 1.0                   | 102.8                                       | 2.4                   |
| Oct      | 101.6                                          | 1.3                    | 101.2                                       | 0.9                   | 103.2                                       | 2.7                   |
| Nov      | 101.8                                          | 1.5                    | 101.4                                       | 1.2                   | 103.4                                       | 2.6                   |
| Dec      | 102.2                                          | 1.8                    | 101.9                                       | 1.6                   | 103.6                                       | 2.6                   |
| 2017 Jan | 101.8                                          | 1.9                    | 101.4                                       | 1.8                   | 103.8                                       | 2.5                   |
| Feb      | 102.4                                          | 2.3                    | 102.1                                       | 2.3                   | 103.9                                       | 2.5                   |
| Mar      | 102.7                                          | 2.3                    | 102.5                                       | 2.3                   | 104.0                                       | 2.4                   |
| Apr      | 103.2                                          | 2.6                    | 102.9                                       | 2.7                   | 104.1                                       | 2.2                   |
| May      | 103.5                                          | 2.7                    | 103.3                                       | 2.9                   | 104.2                                       | 2.1                   |
| Jun      | 103.5                                          | 2.6                    | 103.3                                       | 2.6                   | 104.2                                       | 2.0                   |
| Jul      | 103.5                                          | 2.6                    | 103.2                                       | 2.6                   | 104.4                                       | 2.0                   |
| Aug      | 104.0                                          | 2.7                    | 103.8                                       | 2.9                   | 104.6                                       | 1.9                   |

Source: Office for National Statistics

Notes:

1. From February 2016, CPI and CPIH indices have been re-referenced and published with 2015=100. This does not impact on published inflation rates.

## 4 . Clothing and footwear inflation at record 4.6%

Figure 2 shows that price movements for all the broad categories of goods and services had an upward effect on the Consumer Prices Index including owner occupiers' housing costs (CPIH) 12-month rate in August 2017. Their contributions have been positive in all months from March this year. The corresponding figures for the Consumer Prices Index (CPI) can be found in column E of Table 26 in the [CPI dataset](#).

Prices in all broad categories were higher in August 2017 than a year ago with four showing their highest 12-month rate since 2012 or earlier; namely clothing and footwear, furniture and household goods, restaurants and hotels, and miscellaneous goods and services. The rate of 4.6% for clothing and footwear is the highest on record for the CPIH (with the series starting in 2006). This is reflected in the increase in the category's contribution to the headline rate since the beginning of 2017. The rise in inflation in this category may reflect changes in the exchange rate impacting on the cost of imported clothing since clothing and footwear is one of the most import-intensive categories in the CPIH basket. This is discussed further in [Prices economic commentary: September 2017](#).

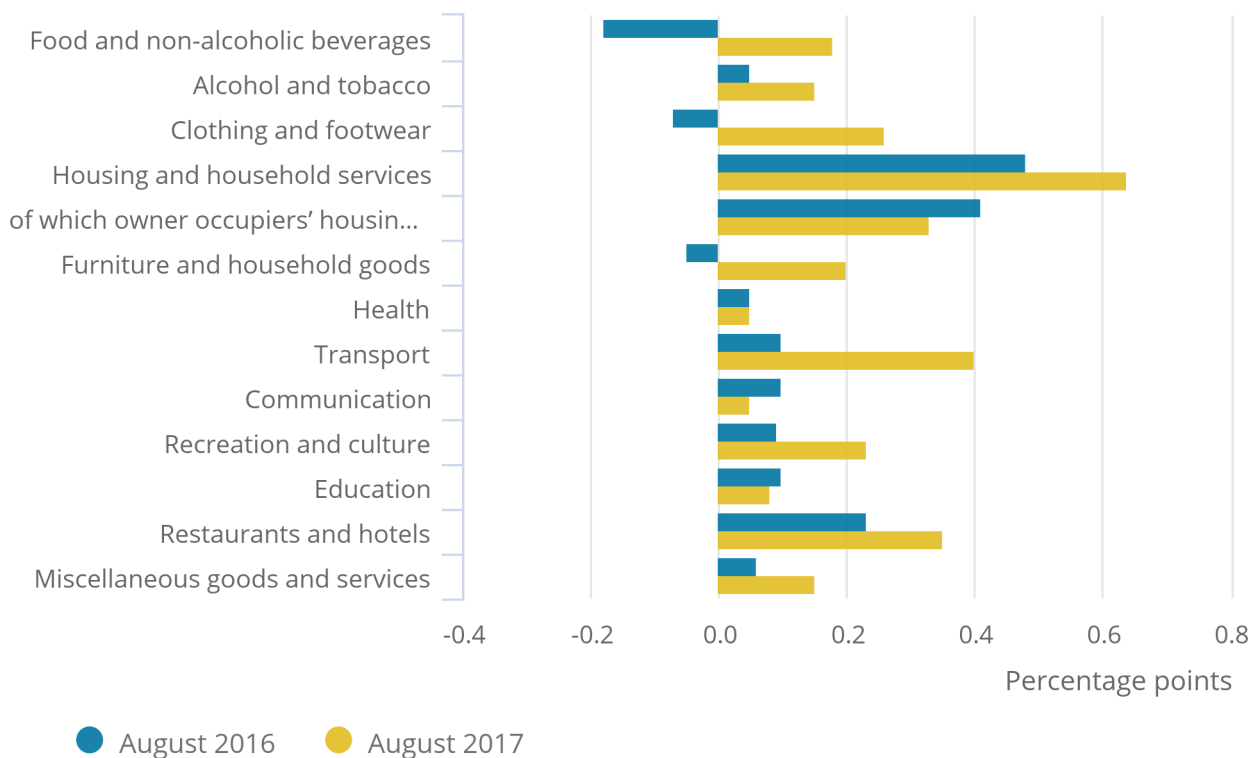
The largest upward contribution to the 12-month rate continues to come from housing and household services, mainly from owner occupiers' housing costs and, to a lesser extent, from electricity prices and Council Tax.

**Figure 2: Contributions to the CPIH 12-month rate: August 2016 and August 2017**

UK

Figure 2: Contributions to the CPIH 12-month rate: August 2016 and August 2017

UK



Source: Office for National Statistics

Notes:

- Individual contributions may not sum to the total due to rounding.

## 5 . Rising clothing prices contributed most to the change in the CPIH rate

Figure 3 shows how each of the main groups of goods and services contributed to the change in the Consumer Prices Index including owner occupiers' housing costs (CPIH) 12-month rate between July and August 2017. The corresponding figures for the Consumer Prices Index (CPI) can be found in column F of Table 26 in the [CPI dataset](#).

The largest upward effect came from clothing and footwear, with average prices rising by 2.4% between July and August 2017 compared with a smaller rise of 1.0% between the same two months a year ago. Prices of clothing and footwear usually rise between July and August as autumn ranges start to enter the shops following the summer sales season. The rise was larger this year than in 2016 and may have been influenced by the proportion of items on sale, which fell by more between July and August this year than between the same two months a year ago. The upward effect came from clothing and, in particular, women's clothing.

There was a smaller upward effect from a range of recreational and cultural goods and services, where prices rose slightly by 0.1% on the month compared with a fall of 0.3% between July and August last year. The most notable, but small, upward pressures came from data processing equipment and package holidays. In both cases, prices rose by more between July and August this year than between the same two months a year ago.

The upward effect from restaurants and hotels came from accommodation services, where prices fell by less between July and August this year than between the same two months a year ago. The movement in the cost of overnight hotel accommodation was the main contributor.

Although transport, overall, had a smaller upward contribution to the change in the headline rate, this concealed two larger, partially offsetting movements from motor fuels and air fares. Motor fuels had a large upward effect on the change in the rate between July and August, with prices rising between the two months this year compared with a fall a year ago. For example, petrol prices rose by 1.8 pence per litre this year but fell by 1.8 pence a year ago. This is a reversal from recent months, where prices have generally fallen compared with rises in the equivalent month a year ago.

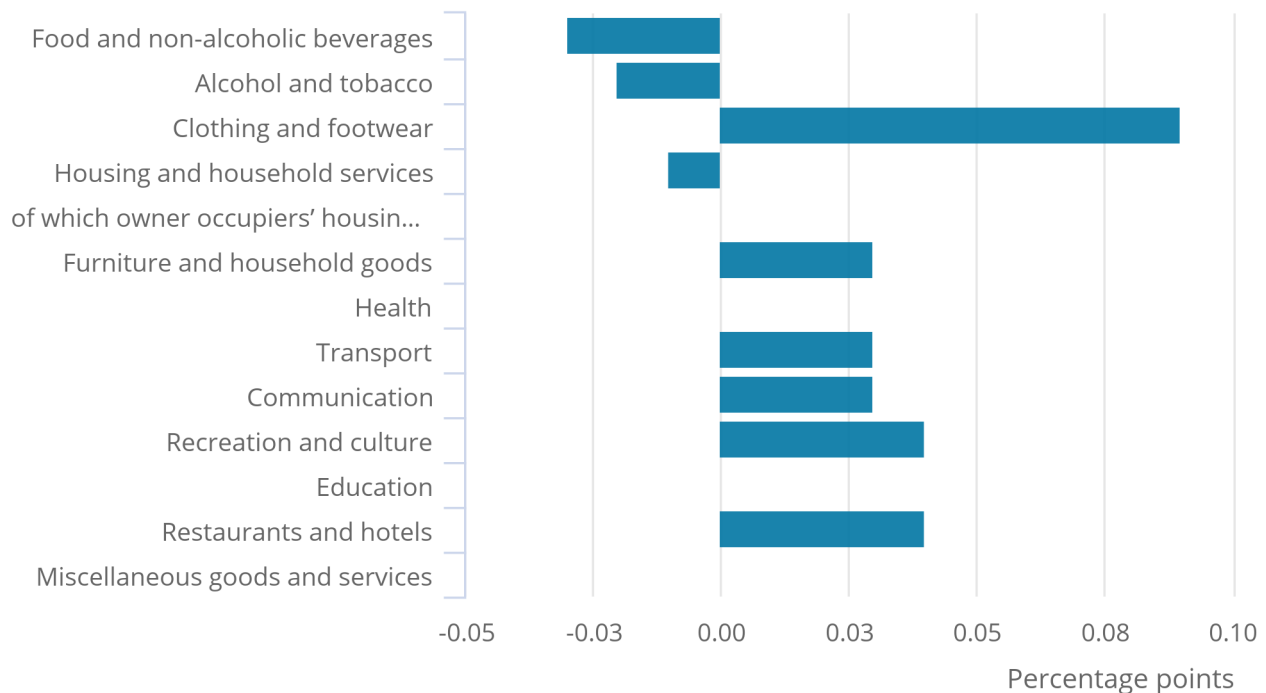
Air fares rose as usual between July and August but the rise of 10.9% was smaller than the 14.4% recorded between the same two months a year ago. As a result, this category was responsible for the largest, partially offsetting, downward contribution to the change in the headline rate.

**Figure 3: Contributions to change in the CPIH 12-month rate between July and August 2017**

UK

**Figure 3: Contributions to change in the CPIH 12-month rate between July and August 2017**

UK



Source: Office for National Statistics

Notes:

1. Individual contributions may not sum to the total due to rounding.
2. More information on the contents of each group can be found in Table 3 in the accompanying [consumer price inflation dataset tables](#).

## 6 . Owner occupiers' housing costs make the largest housing-related contribution to the CPIH 12-month rate

Figure 4 shows the contribution of owner occupiers' housing costs (OOH) and Council Tax to the Consumer Prices Index including owner occupiers' housing costs (CPIH) inflation rate in the context of wider housing-related costs. OOH has consistently been the largest contributor to the rate during the period from 2015 to date but the contribution from other components has varied.



Utility bills had a negative contribution during 2015 and 2016 but recent rises, most notably in electricity prices, have seen this category rise to become the second-largest contributor. Increases in Council Tax in 2016 and 2017 mean that its contribution has also increased over this period.

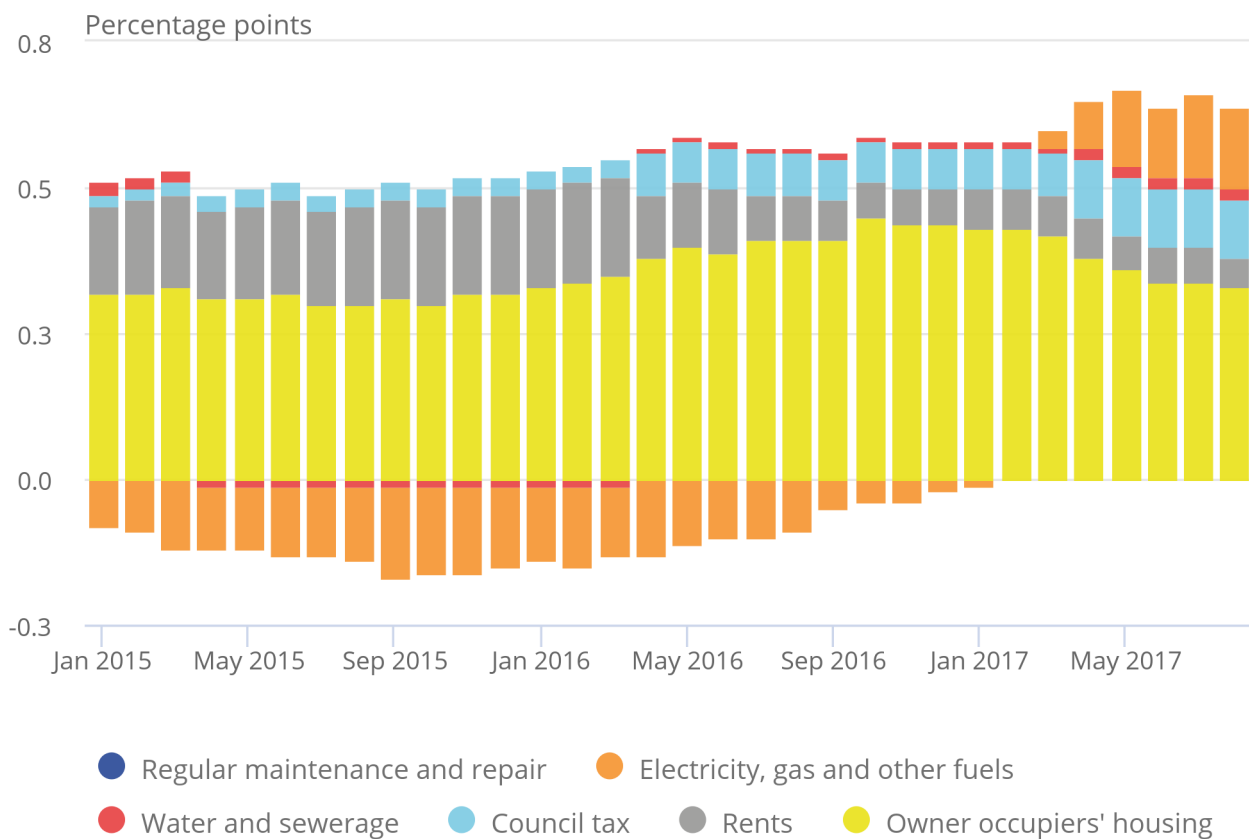
Conversely, the reduction in the contribution from rents is likely to be a result of a policy to reduce social housing rent starting from April 2016, whilst other housing costs (namely regular maintenance and repair, along with water and sewerage services) tend to make a very small contribution to the 12-month rate.

**Figure 4: Contributions of housing components to the CPIH 12-month rate: January 2015 to August 2017**

UK

Figure 4: Contributions of housing components to the CPIH 12-month rate: January 2015 to August 2017

UK



Source: Office for National Statistics

## 7. Links to related statistics

Data relating to the Retail Prices Index (RPI) are available in the [accompanying dataset](#) and [time series dataset](#). To view the all-items RPI and 12-month inflation rate and an at-a-glance comparison with other measures, please see the [time series](#) section of the inflation and price indices area of our website.

Other important measures of inflation and prices include [Producer price indices](#), the [House Price Index](#) and the [Index of Private Housing Rental Prices](#) (IPHRP). Prices economic commentary: September 2017 presents further analysis of these in addition to the Consumer Prices Index including owner occupiers' housing costs (CPIH).

The [individual price quotes \(for locally-collected items only\) and item indices](#) that underpin the consumer price inflation statistics are available.

The [Harmonised Index of Consumer Prices](#) (HICP) provides a comparable measure of inflation for each member state of the EU. The UK HICP is identical to the UK Consumer Prices Index (CPI). Further information is available on the [Eurostat website](#).

## 8 . Quality and methodology

The [Consumer Price Inflation Quality and Methodology Information report](#) contains important information on:

- the strengths and limitations of the data and how it compares with related data
- users and uses of the data
- how the output was created
- the quality of the output including the accuracy of the data

The [Consumer Price Indices Technical Manual](#) covers the concepts and methodologies underpinning the indices in more detail.

The [CPIH Compendium](#) provides a comprehensive source of information on the Consumer Prices Index including owner occupiers' housing costs (CPIH), with a focus on the approach to measuring owner occupiers' housing costs (OOH).

The [Consumer price inflation basket of goods and services](#) article details the annual review process for the items making up the inflation basket used to calculate the UK consumer price inflation indices and describes the changes in the latest year.

The [Consumer price inflation, updating weights](#) article describes the latest changes to the relative weights of items in the inflation basket to ensure they remain representative of current consumer spending patterns.

# A CPIH, CPI, RPI, RPIX, CPIY, CPI-CT & CPIHY : the latest three years 1, 2, 3

|          | Consumer prices index housing (CPIH) |                                  | Consumer prices index (CPI) |                                  | All items retail prices index (RPI) |                                  | All items RPI excluding mortgage interest payments (RPIX) |                                  |
|----------|--------------------------------------|----------------------------------|-----------------------------|----------------------------------|-------------------------------------|----------------------------------|-----------------------------------------------------------|----------------------------------|
|          | Index (2015=100)                     | Percentage change over 12 months | Index (2015=100)            | Percentage change over 12 months | Index (Jan 13, 1987=100)            | Percentage change over 12 months | Index (Jan 13, 1987=100)                                  | Percentage change over 12 months |
|          | L522                                 | L55O                             | D7BT                        | D7G7                             | CHAW                                | CZBH                             | CHMK                                                      | CDKQ                             |
| 2014 Aug | 99.9                                 | 1.5                              | 100.2                       | 1.5                              | 257.0                               | 2.4                              | 256.5                                                     | 2.5                              |
| Sep      | 100.0                                | 1.3                              | 100.3                       | 1.2                              | 257.6                               | 2.3                              | 257.1                                                     | 2.3                              |
| Oct      | 100.1                                | 1.3                              | 100.4                       | 1.3                              | 257.7                               | 2.3                              | 257.2                                                     | 2.4                              |
| Nov      | 99.9                                 | 1.1                              | 100.1                       | 1.0                              | 257.1                               | 2.0                              | 256.6                                                     | 2.0                              |
| Dec      | 99.9                                 | 0.7                              | 100.1                       | 0.5                              | 257.5                               | 1.6                              | 257.0                                                     | 1.7                              |
| 2015 Jan | 99.2                                 | 0.5                              | 99.3                        | 0.3                              | 255.4                               | 1.1                              | 254.8                                                     | 1.2                              |
| Feb      | 99.5                                 | 0.4                              | 99.5                        | –                                | 256.7                               | 1.0                              | 256.2                                                     | 1.0                              |
| Mar      | 99.6                                 | 0.3                              | 99.7                        | –                                | 257.1                               | 0.9                              | 256.6                                                     | 0.9                              |
| Apr      | 99.9                                 | 0.3                              | 99.9                        | –0.1                             | 258.0                               | 0.9                              | 257.5                                                     | 0.9                              |
| May      | 100.1                                | 0.4                              | 100.1                       | 0.1                              | 258.5                               | 1.0                              | 258.1                                                     | 1.1                              |
| Jun      | 100.1                                | 0.3                              | 100.2                       | –                                | 258.9                               | 1.0                              | 258.5                                                     | 1.1                              |
| Jul      | 100.0                                | 0.5                              | 100.0                       | 0.1                              | 258.6                               | 1.0                              | 258.2                                                     | 1.1                              |
| Aug      | 100.3                                | 0.4                              | 100.3                       | –                                | 259.8                               | 1.1                              | 259.5                                                     | 1.2                              |
| Sep      | 100.2                                | 0.2                              | 100.2                       | –0.1                             | 259.6                               | 0.8                              | 259.3                                                     | 0.9                              |
| Oct      | 100.3                                | 0.2                              | 100.3                       | –0.1                             | 259.5                               | 0.7                              | 259.2                                                     | 0.8                              |
| Nov      | 100.3                                | 0.4                              | 100.3                       | 0.1                              | 259.8                               | 1.1                              | 259.4                                                     | 1.1                              |
| Dec      | 100.4                                | 0.5                              | 100.3                       | 0.2                              | 260.6                               | 1.2                              | 260.3                                                     | 1.3                              |
| 2016 Jan | 99.9                                 | 0.6                              | 99.5                        | 0.3                              | 258.8                               | 1.3                              | 258.4                                                     | 1.4                              |
| Feb      | 100.1                                | 0.6                              | 99.8                        | 0.3                              | 260.0                               | 1.3                              | 259.7                                                     | 1.4                              |
| Mar      | 100.4                                | 0.8                              | 100.2                       | 0.5                              | 261.1                               | 1.6                              | 260.8                                                     | 1.6                              |
| Apr      | 100.6                                | 0.7                              | 100.2                       | 0.3                              | 261.4                               | 1.3                              | 261.1                                                     | 1.4                              |
| May      | 100.8                                | 0.7                              | 100.4                       | 0.3                              | 262.1                               | 1.4                              | 261.9                                                     | 1.5                              |
| Jun      | 101.0                                | 0.8                              | 100.6                       | 0.5                              | 263.1                               | 1.6                              | 262.9                                                     | 1.7                              |
| Jul      | 100.9                                | 0.9                              | 100.6                       | 0.6                              | 263.4                               | 1.9                              | 263.2                                                     | 1.9                              |
| Aug      | 101.2                                | 1.0                              | 100.9                       | 0.6                              | 264.4                               | 1.8                              | 264.5                                                     | 1.9                              |
| Sep      | 101.5                                | 1.3                              | 101.1                       | 1.0                              | 264.9                               | 2.0                              | 264.9                                                     | 2.2                              |
| Oct      | 101.6                                | 1.3                              | 101.2                       | 0.9                              | 264.8                               | 2.0                              | 265.0                                                     | 2.2                              |
| Nov      | 101.8                                | 1.5                              | 101.4                       | 1.2                              | 265.5                               | 2.2                              | 265.8                                                     | 2.5                              |
| Dec      | 102.2                                | 1.8                              | 101.9                       | 1.6                              | 267.1                               | 2.5                              | 267.4                                                     | 2.7                              |
| 2017 Jan | 101.8                                | 1.9                              | 101.4                       | 1.8                              | 265.5                               | 2.6                              | 265.8                                                     | 2.9                              |
| Feb      | 102.4                                | 2.3                              | 102.1                       | 2.3                              | 268.4                               | 3.2                              | 268.8                                                     | 3.5                              |
| Mar      | 102.7                                | 2.3                              | 102.5                       | 2.3                              | 269.3                               | 3.1                              | 269.7                                                     | 3.4                              |
| Apr      | 103.2                                | 2.6                              | 102.9                       | 2.7                              | 270.6                               | 3.5                              | 271.1                                                     | 3.8                              |
| May      | 103.5                                | 2.7                              | 103.3                       | 2.9                              | 271.7                               | 3.7                              | 272.1                                                     | 3.9                              |
| Jun      | 103.5                                | 2.6                              | 103.3                       | 2.6                              | 272.3                               | 3.5                              | 272.8                                                     | 3.8                              |
| Jul      | 103.5                                | 2.6                              | 103.2                       | 2.6                              | 272.9                               | 3.6                              | 273.4                                                     | 3.9                              |
| Aug      | 104.0                                | 2.7                              | 103.8                       | 2.9                              | 274.7                               | 3.9                              | 275.4                                                     | 4.1                              |

Source: Office for National Statistics

# A CPIH, CPI, RPI, RPIX, CPIY, CPI-CT & CPIHY : the latest three years <sup>1, 2, 3</sup>

continued

|          | All items excluding indirect taxes<br>(CPIY) |                                           | Constant taxes<br>(CPI-CT) |                                           | CPIH excluding indirect taxes<br>(CPIHY) |                                           |
|----------|----------------------------------------------|-------------------------------------------|----------------------------|-------------------------------------------|------------------------------------------|-------------------------------------------|
|          | Index<br>(2015=100)                          | Percentage<br>change<br>over<br>12 months | Index<br>(2015=100)        | Percentage<br>change<br>over<br>12 months | Index<br>(2015=100)                      | Percentage<br>change<br>over<br>12 months |
|          | EL2Q                                         | EL2S                                      | EAC7                       | EAD6                                      | L5IU                                     | L5IV                                      |
| 2014 Aug | 100.4                                        | 1.6                                       | 100.3                      | 1.5                                       | 100.0                                    | 1.5                                       |
| Sep      | 100.4                                        | 1.2                                       | 100.3                      | 1.1                                       | 100.0                                    | 1.3                                       |
| Oct      | 100.6                                        | 1.3                                       | 100.4                      | 1.2                                       | 100.2                                    | 1.4                                       |
| Nov      | 100.3                                        | 1.0                                       | 100.1                      | 0.9                                       | 100.0                                    | 1.1                                       |
| Dec      | 100.3                                        | 0.5                                       | 100.1                      | 0.5                                       | 100.0                                    | 0.7                                       |
| 2015 Jan | 99.2                                         | -                                         | 99.3                       | 0.2                                       | 99.2                                     | 0.4                                       |
| Feb      | 99.5                                         | -0.2                                      | 99.5                       | -0.1                                      | 99.4                                     | 0.2                                       |
| Mar      | 99.7                                         | -0.3                                      | 99.7                       | -0.1                                      | 99.6                                     | 0.2                                       |
| Apr      | 99.9                                         | -0.3                                      | 99.9                       | -0.1                                      | 99.9                                     | 0.2                                       |
| May      | 100.1                                        | -                                         | 100.1                      | 0.1                                       | 100.0                                    | 0.4                                       |
| Jun      | 100.2                                        | -0.1                                      | 100.2                      | -                                         | 100.1                                    | 0.3                                       |
| Jul      | 100.1                                        | 0.1                                       | 100.0                      | 0.1                                       | 100.1                                    | 0.5                                       |
| Aug      | 100.3                                        | -0.1                                      | 100.3                      | -                                         | 100.3                                    | 0.4                                       |
| Sep      | 100.2                                        | -0.2                                      | 100.2                      | -0.1                                      | 100.2                                    | 0.2                                       |
| Oct      | 100.3                                        | -0.3                                      | 100.3                      | -0.1                                      | 100.3                                    | 0.2                                       |
| Nov      | 100.2                                        | -0.1                                      | 100.2                      | 0.1                                       | 100.3                                    | 0.3                                       |
| Dec      | 100.3                                        | -                                         | 100.3                      | 0.2                                       | 100.5                                    | 0.5                                       |
| 2016 Jan | 99.4                                         | 0.2                                       | 99.5                       | 0.3                                       | 99.8                                     | 0.6                                       |
| Feb      | 99.7                                         | 0.2                                       | 99.8                       | 0.2                                       | 100.1                                    | 0.6                                       |
| Mar      | 100.1                                        | 0.4                                       | 100.1                      | 0.4                                       | 100.4                                    | 0.8                                       |
| Apr      | 100.1                                        | 0.1                                       | 100.1                      | 0.2                                       | 100.4                                    | 0.6                                       |
| May      | 100.3                                        | 0.1                                       | 100.3                      | 0.2                                       | 100.6                                    | 0.6                                       |
| Jun      | 100.5                                        | 0.3                                       | 100.5                      | 0.4                                       | 100.9                                    | 0.7                                       |
| Jul      | 100.4                                        | 0.4                                       | 100.5                      | 0.5                                       | 100.9                                    | 0.8                                       |
| Aug      | 100.8                                        | 0.5                                       | 100.8                      | 0.5                                       | 101.2                                    | 0.9                                       |
| Sep      | 101.0                                        | 0.8                                       | 101.0                      | 0.9                                       | 101.4                                    | 1.2                                       |
| Oct      | 101.1                                        | 0.8                                       | 101.1                      | 0.8                                       | 101.6                                    | 1.2                                       |
| Nov      | 101.3                                        | 1.1                                       | 101.3                      | 1.1                                       | 101.8                                    | 1.5                                       |
| Dec      | 101.9                                        | 1.5                                       | 101.8                      | 1.5                                       | 102.3                                    | 1.8                                       |
| 2017 Jan | 101.1                                        | 1.7                                       | 101.3                      | 1.8                                       | 101.7                                    | 1.9                                       |
| Feb      | 101.9                                        | 2.2                                       | 102.0                      | 2.3                                       | 102.4                                    | 2.3                                       |
| Mar      | 102.2                                        | 2.1                                       | 102.3                      | 2.1                                       | 102.6                                    | 2.2                                       |
| Apr      | 102.6                                        | 2.6                                       | 102.6                      | 2.5                                       | 103.0                                    | 2.5                                       |
| May      | 103.0                                        | 2.7                                       | 103.0                      | 2.7                                       | 103.3                                    | 2.6                                       |
| Jun      | 103.0                                        | 2.5                                       | 103.0                      | 2.4                                       | 103.3                                    | 2.4                                       |
| Jul      | 102.9                                        | 2.5                                       | 102.9                      | 2.4                                       | 103.3                                    | 2.4                                       |
| Aug      | 103.5                                        | 2.7                                       | 103.5                      | 2.7                                       | 103.8                                    | 2.6                                       |

Key: - zero or negligible

1 From the release of January consumer price inflation data on 16 February 2016, CPIH and CPI indices have been re-referenced and published with 2015=100. Full historic series for each of the re-referenced indices are available for users to view or download. Regular re-referencing of indices is methodological good practice as it avoids rounding issues that can arise from small index values. Please note that re-referencing does not impact on published inflation rates, although when using the indices to calculate inflation rates, it is important to use indices that are referenced on the same year. Re-referencing does not impact on RPI. For more information, please contact [cpi@ons.gsi.gov.uk](mailto:cpi@ons.gsi.gov.uk).

2 More detailed CPIH, CPI and RPI data are available at: <http://www.ons.gov.uk>.

3 The Retail Prices Index and its derivatives do not meet the required standards for designation as National Statistics. A full report can be found at <http://www.statisticsauthority.gov.uk/>.

# B CPI: Detailed figures for 15 August 2017

|                                                              | Index<br>(2015<br>=100) | Percentage<br>change over |            |                                                              | Index<br>(2015<br>=100) | Percentage<br>change over |            |
|--------------------------------------------------------------|-------------------------|---------------------------|------------|--------------------------------------------------------------|-------------------------|---------------------------|------------|
|                                                              |                         | 1<br>mth                  | 12<br>mths |                                                              |                         | 1<br>mth                  | 12<br>mths |
| <b>CPI (overall index)</b>                                   | 103.8                   | 0.6                       | 2.9        |                                                              |                         |                           |            |
| 01 Food and non-alcoholic beverages                          | 99.4                    | -                         | 2.1        | <b>06.2 Out-patient services</b>                             | 104.9                   | 0.2                       | 2.4        |
| 02 Alcoholic beverages and tobacco                           | 106.7                   | 0.1                       | 4.5        | 06.2.1/3 Medical services & paramedical services             | 102.5                   | 0.3                       | 1.0        |
| 03 Clothing and footwear                                     | 101.5                   | 2.4                       | 4.6        | 06.2.2 Dental services                                       | 107.7                   | 0.1                       | 3.8        |
| 04 Housing, water, electricity, gas and other fuels          | 102.4                   | 0.1                       | 2.2        |                                                              |                         |                           |            |
| 05 Furniture, household equipment and maintenance            | 103.5                   | 1.8                       | 4.2        | <b>06.3 Hospital services</b>                                | 109.8                   | -                         | 4.4        |
| 06 Health                                                    | 105.4                   | -                         | 2.6        |                                                              |                         |                           |            |
| 07 Transport                                                 | 106.8                   | 1.0                       | 3.2        | <b>07.1 Purchase of vehicles</b>                             | 99.1                    | -0.3                      | 1.4        |
| 08 Communication                                             | 105.9                   | 1.7                       | 2.2        | 07.1.1A New cars                                             | 103.8                   | -0.3                      | 3.0        |
| 09 Recreation and culture                                    | 102.3                   | 0.1                       | 1.8        | 07.1.1B Second-hand cars                                     | 91.5                    | -0.2                      | -1.7       |
| 10 Education                                                 | 107.9                   | -                         | 4.3        | 07.1.2/3 Motorcycles and bicycles                            | 101.1                   | -0.2                      | 7.5        |
| 11 Restaurants and hotels                                    | 106.3                   | 0.1                       | 3.5        |                                                              |                         |                           |            |
| 12 Miscellaneous goods and services                          | 103.0                   | 0.3                       | 1.9        | <b>07.2 Operation of personal transport equipment</b>        | 105.4                   | 0.8                       | 4.7        |
| <b>All goods</b>                                             | 101.3                   | 0.6                       | 3.1        | 07.2.1 Spare parts and accessories                           | 104.6                   | 1.1                       | 4.0        |
| <b>All services</b>                                          | 106.5                   | 0.5                       | 2.7        | 07.2.2 Fuels and lubricants                                  | 103.7                   | 1.6                       | 5.1        |
| <b>01.1 Food</b>                                             | 99.6                    | 0.1                       | 2.3        | 07.2.3 Maintenance and repairs                               | 104.5                   | 0.2                       | 2.8        |
| 01.1.1 Bread and cereals                                     | 101.3                   | 0.7                       | 2.9        | 07.2.4 Other services                                        | 110.4                   | -                         | 6.4        |
| 01.1.2 Meat                                                  | 97.0                    | -0.1                      | 1.7        | <b>07.3 Transport services</b>                               | 118.9                   | 2.9                       | 2.9        |
| 01.1.3 Fish                                                  | 107.6                   | 1.7                       | 9.6        | 07.3.1 Passenger transport by railway                        | 102.7                   | -0.8                      | 2.7        |
| 01.1.4 Milk, cheese and eggs                                 | 98.5                    | -0.3                      | 1.9        | 07.3.2 Passenger transport by road                           | 112.8                   | 0.3                       | 8.1        |
| 01.1.5 Oils and fats                                         | 107.7                   | 4.4                       | 5.9        | 07.3.3 Passenger transport by air                            | 129.3                   | 10.9                      | -2.0       |
| 01.1.6 Fruit                                                 | 101.0                   | -0.3                      | 2.3        | 07.3.4 Passenger transport by sea and inland waterway        | 129.3                   | 7.8                       | -1.7       |
| 01.1.7 Vegetables including potatoes and tubers              | 96.9                    | -0.4                      | 2.3        |                                                              |                         |                           |            |
| 01.1.8 Sugar, jam, syrups, chocolate and confectionery       | 100.3                   | 0.5                       | 0.4        | <b>08.1 Postal services</b>                                  | 103.7                   | -                         | 1.7        |
| 01.1.9 Food products (nec)                                   | 99.6                    | -4.2                      | -0.7       | <b>08.2/3 Telephone and telefax equipment and services</b>   | 106.1                   | 1.7                       | 2.3        |
| <b>01.2 Non-alcoholic beverages</b>                          | 97.9                    | -0.3                      | 0.9        | <b>09.1 Audio-visual equipment and related products</b>      | 97.5                    | 1.4                       | 3.6        |
| 01.2.1 Coffee, tea and cocoa                                 | 106.6                   | -0.2                      | 5.1        | 09.1.1 Reception and reproduction of sound and pictures      | 103.0                   | -0.3                      | 8.6        |
| 01.2.2 Mineral waters, soft drinks and juices                | 95.1                    | -0.4                      | -0.5       | 09.1.2 Photographic, cinematographic and optical equipment   | 97.3                    | 2.8                       | 6.0        |
| <b>02.1 Alcoholic beverages</b>                              | 100.5                   | 0.3                       | 3.7        | 09.1.3 Data processing equipment                             | 91.4                    | 3.6                       | 2.4        |
| 02.1.1 Spirits                                               | 100.7                   | 2.3                       | 2.6        | 09.1.4 Recording media                                       | 104.0                   | -1.0                      | 3.2        |
| 02.1.2 Wine                                                  | 98.1                    | -0.9                      | 2.4        | 09.1.5 Repair of audio-visual equipment & related products   | 102.0                   | -0.1                      | 1.2        |
| 02.1.3 Beer                                                  | 104.5                   | 0.2                       | 7.3        | <b>09.2 Oth. major durables for recreation &amp; culture</b> | 105.1                   | -                         | 4.0        |
| <b>02.2 Tobacco</b>                                          | 111.2                   | -0.1                      | 4.9        | 09.2.1/2 Major durables for in/outdoor recreation            | 105.1                   | -                         | 4.0        |
| <b>03.1 Clothing</b>                                         | 101.8                   | 2.4                       | 5.1        | <b>09.3 Other recreational items, gardens and pets</b>       | 97.3                    | -1.0                      | -1.1       |
| 03.1.2 Garments                                              | 102.0                   | 2.7                       | 5.4        | 09.3.1 Games, toys and hobbies                               | 94.6                    | -1.6                      | -3.1       |
| 03.1.3 Other clothing and clothing accessories               | 98.2                    | -0.4                      | 1.5        | 09.3.2 Equipment for sport and open-air recreation           | 97.6                    | -0.3                      | -1.4       |
| 03.1.4 Cleaning, repair and hire of clothing                 | 105.0                   | 0.1                       | 2.3        | 09.3.3 Gardens, plants and flowers                           | 99.4                    | -0.7                      | 0.1        |
| <b>03.2 Footwear including repairs</b>                       | 99.5                    | 2.1                       | 1.8        | 09.3.4/5 Pets, related products and services                 | 103.0                   | 0.1                       | 3.6        |
| <b>04.1 Actual rentals for housing</b>                       | 102.8                   | 0.1                       | 0.9        | <b>09.4 Recreational and cultural services</b>               | 107.0                   | 0.7                       | 1.1        |
| <b>04.3 Regular maintenance and repair of the dwelling</b>   | 99.2                    | -0.3                      | -1.7       | 09.4.1 Recreational and sporting services                    | 108.1                   | 0.3                       | 3.9        |
| 04.3.1 Materials for maintenance and repair                  | 96.9                    | -0.7                      | -4.1       | 09.4.2 Cultural services                                     | 106.6                   | 0.9                       | -          |
| 04.3.2 Services for maintenance and repair                   | 101.5                   | 0.1                       | 0.8        | <b>09.5 Books, newspapers and stationery</b>                 | 107.2                   | -1.9                      | 4.0        |
| <b>04.4 Water supply and misc. services for the dwelling</b> | 102.9                   | -                         | 1.8        | 09.5.1 Books                                                 | 106.0                   | -6.3                      | 3.7        |
| 04.4.1 Water supply                                          | 101.8                   | -                         | 1.4        | 09.5.2 Newspapers and periodicals                            | 110.1                   | 0.4                       | 4.7        |
| 04.4.3 Sewerage collection                                   | 104.1                   | -                         | 2.1        | 09.5.3/4 Misc. printed matter, stationery, drawing materials | 105.9                   | -0.7                      | 4.7        |
| <b>04.5 Electricity, gas and other fuels</b>                 | 101.7                   | 0.1                       | 5.3        | <b>09.6 Package holidays</b>                                 | 103.0                   | 0.9                       | 2.9        |
| 04.5.1 Electricity                                           | 108.7                   | -                         | 9.0        |                                                              |                         |                           |            |
| 04.5.2 Gas                                                   | 93.3                    | -                         | -          | <b>10.0 Education</b>                                        | 107.9                   | -                         | 4.3        |
| 04.5.3 Liquid fuels                                          | 104.3                   | 4.5                       | 17.0       | <b>11.1 Catering services</b>                                | 105.3                   | 0.1                       | 2.8        |
| 04.5.4 Solid fuels                                           | 100.8                   | -                         | 2.9        | 11.1.1 Restaurants & cafes                                   | 105.6                   | 0.2                       | 2.9        |
| <b>05.1 Furniture, furnishings and carpets</b>               | 106.0                   | 3.3                       | 6.2        | 11.1.2 Canteens                                              | 102.6                   | -0.2                      | 1.2        |
| 05.1.1 Furniture and furnishings                             | 106.0                   | 4.0                       | 7.0        | <b>11.2 Accommodation services</b>                           | 109.5                   | -0.2                      | 5.8        |
| 05.1.2 Carpets and other floor coverings                     | 105.5                   | -0.1                      | 2.6        | <b>12.1 Personal care</b>                                    | 99.1                    | -0.2                      | -0.1       |
| <b>05.2 Household textiles</b>                               | 99.7                    | 2.5                       | 1.9        | 12.1.1 Hairdressing and personal grooming establishments     | 104.8                   | -                         | 2.0        |
| <b>05.3 Household appliances, fitting and repairs</b>        | 105.5                   | 1.1                       | 6.1        | 12.1.2/3 Appliances and products for personal care           | 97.3                    | -0.3                      | -0.8       |
| 05.3.1/2 Major appliances and small electric goods           | 105.8                   | 1.3                       | 6.8        | <b>12.3 Personal effects (nec)</b>                           | 103.9                   | 2.1                       | 4.9        |
| 05.3.3 Repair of household appliances                        | 102.8                   | -                         | 0.9        | 12.3.1 Jewellery, clocks and watches                         | 106.9                   | 1.2                       | 4.9        |
| <b>05.4 Glassware, tableware and household utensils</b>      | 100.1                   | 1.8                       | 1.4        | 12.3.2 Other personal effects                                | 100.1                   | 3.8                       | 4.6        |
| <b>05.5 Tools and equipment for house and garden</b>         | 102.0                   | 0.5                       | 3.2        | <b>12.4 Social protection</b>                                | 108.2                   | 0.2                       | 4.2        |
| <b>05.6 Goods and services for routine maintenance</b>       | 102.3                   | -0.2                      | 2.7        | <b>12.5 Insurance</b>                                        | 118.6                   | 0.6                       | 8.0        |
| 05.6.1 Non-durable household goods                           | 96.0                    | -1.2                      | 3.4        | 12.5.2 House contents insurance                              | 105.8                   | 1.3                       | 4.4        |
| 05.6.2 Domestic services and household services              | 106.4                   | 0.3                       | 2.3        | 12.5.3 Health insurance                                      | 113.7                   | -                         | 4.5        |
| <b>06.1 Medical products, appliances and equipment</b>       | 103.1                   | -0.1                      | 1.6        | 12.5.4 Transport insurance                                   | 128.0                   | 0.6                       | 12.6       |
| 06.1.1 Pharmaceutical products                               | 104.5                   | -                         | 2.1        | <b>12.6 Financial services (nec)</b>                         | 98.6                    | -                         | -0.8       |
| 06.1.2/3 Other medical and therapeutic equipment             | 101.0                   | -0.2                      | 1.0        | 12.6.2 Other financial services (nec)                        | 98.6                    | -                         | -0.8       |
|                                                              |                         |                           |            | <b>12.7 Other services (nec)</b>                             | 99.7                    | -0.2                      | -0.4       |

Key: - zero or negligible .. not available (nec) not elsewhere covered

Source: Office for National Statistics

# B1 CPIH: Detailed figures for 15 August 2017

|                                                                     | Percentage change over |       |         |                                                              | Percentage change over |       |         |
|---------------------------------------------------------------------|------------------------|-------|---------|--------------------------------------------------------------|------------------------|-------|---------|
|                                                                     | Index (2015 =100)      | 1 mth | 12 mths |                                                              | Index (2015 =100)      | 1 mth | 12 mths |
| <b>CPIH (overall index)</b>                                         | 104.0                  | 0.5   | 2.7     |                                                              |                        |       |         |
| 01 Food and non-alcoholic beverages                                 | 99.5                   | 0.1   | 2.2     | 06.1.1 Pharmaceutical products                               | 104.5                  | -     | 2.1     |
| 02 Alcoholic beverages and tobacco                                  | 106.7                  | 0.1   | 4.5     | 06.1.2/3 Other medical and therapeutic equipment             | 101.0                  | -0.2  | 1.0     |
| 03 Clothing and footwear                                            | 101.5                  | 2.4   | 4.6     | <b>06.2 Out-patient services</b>                             | 104.5                  | 0.3   | 2.1     |
| 04 Housing, water, electricity, gas and other fuels (including OOH) | 104.1                  | 0.1   | 2.2     | 06.2.1/3 Medical services & paramedical services             | 102.5                  | 0.3   | 1.0     |
| 05 Furniture, household equipment and maintenance                   | 103.5                  | 1.8   | 4.2     | 06.2.2 Dental services                                       | 107.7                  | 0.1   | 3.8     |
| 06 Health                                                           | 105.3                  | -     | 2.5     | <b>06.3 Hospital services</b>                                | 109.8                  | -     | 4.4     |
| 07 Transport                                                        | 106.5                  | 1.0   | 3.2     | <b>07.1 Purchase of vehicles</b>                             | 99.0                   | -0.3  | 1.4     |
| 08 Communication                                                    | 106.0                  | 1.7   | 2.2     | 07.1.1A New cars                                             | 103.8                  | -0.3  | 3.0     |
| 09 Recreation and culture                                           | 102.4                  | 0.1   | 1.9     | 07.1.1B Second-hand cars                                     | 91.5                   | -0.2  | -1.7    |
| 10 Education                                                        | 107.9                  | -     | 4.3     | 07.1.2/3 Motorcycles and bicycles                            | 101.1                  | -0.2  | 7.5     |
| 11 Restaurants and hotels                                           | 106.2                  | 0.1   | 3.5     | <b>07.2 Operation of personal transport equipment</b>        | 105.2                  | 0.8   | 4.7     |
| 12 Miscellaneous goods and services                                 | 103.0                  | 0.3   | 2.0     | 07.2.1 Spare parts and accessories                           | 104.6                  | 1.1   | 4.0     |
| <b>All goods</b>                                                    | 101.3                  | 0.6   | 3.1     | 07.2.2 Fuels and lubricants                                  | 103.7                  | 1.6   | 5.1     |
| <b>All services</b>                                                 | 106.0                  | 0.4   | 2.5     | 07.2.3 Maintenance and repairs                               | 104.5                  | 0.2   | 2.8     |
| <b>01.1 Food</b>                                                    | 99.6                   | 0.1   | 2.3     | 07.2.4 Other services                                        | 110.4                  | -     | 6.4     |
| 01.1.1 Bread and cereals                                            | 101.3                  | 0.7   | 2.9     | <b>07.3 Transport services</b>                               | 118.4                  | 2.9   | 2.6     |
| 01.1.2 Meat                                                         | 97.0                   | -0.1  | 1.7     | 07.3.1 Passenger transport by railway                        | 102.7                  | -0.8  | 2.7     |
| 01.1.3 Fish                                                         | 107.6                  | 1.7   | 9.6     | 07.3.2 Passenger transport by road                           | 112.8                  | 0.3   | 8.1     |
| 01.1.4 Milk, cheese and eggs                                        | 98.5                   | -0.3  | 1.9     | 07.3.3 Passenger transport by air                            | 129.3                  | 10.9  | -2.0    |
| 01.1.5 Oils and fats                                                | 107.7                  | 4.4   | 5.9     | 07.3.4 Passenger transport by sea and inland waterway        | 129.3                  | 7.8   | -1.7    |
| 01.1.6 Fruit                                                        | 101.0                  | -0.3  | 2.3     | <b>08.1 Postal services</b>                                  | 103.7                  | -     | 1.7     |
| 01.1.7 Vegetables including potatoes and tubers                     | 96.9                   | -0.4  | 2.3     | <b>08.2/3 Telephone and telefax equipment and services</b>   | 106.1                  | 1.7   | 2.3     |
| 01.1.8 Sugar, jam, syrups, chocolate and confectionery              | 100.3                  | 0.5   | 0.4     | <b>09.1 Audio-visual equipment and related products</b>      | 97.7                   | 1.2   | 3.7     |
| 01.1.9 Food products (nec)                                          | 99.6                   | -4.2  | -0.7    | 09.1.1 Reception and reproduction of sound and pictures      | 103.0                  | -0.3  | 8.6     |
| <b>01.2 Non-alcoholic beverages</b>                                 | 98.2                   | -0.3  | 1.4     | 09.1.2 Photographic, cinematographic and optical equipment   | 97.3                   | 2.8   | 6.0     |
| 01.2.1 Coffee, tea and cocoa                                        | 106.6                  | -0.2  | 5.1     | 09.1.3 Data processing equipment                             | 91.4                   | 3.6   | 2.4     |
| 01.2.2 Mineral waters, soft drinks and juices                       | 95.1                   | -0.4  | -0.5    | 09.1.4 Recording media                                       | 104.0                  | -1.0  | 3.2     |
| <b>02.1 Alcoholic beverages</b>                                     | 100.5                  | 0.4   | 3.7     | 09.1.5 Repair of audio-visual equipment & related products   | 102.0                  | -0.1  | 1.2     |
| 02.1.1 Spirits                                                      | 100.7                  | 2.3   | 2.6     | <b>09.2 Oth. major durables for recreation &amp; culture</b> | 105.1                  | -     | 4.0     |
| 02.1.2 Wine                                                         | 98.1                   | -0.9  | 2.4     | 09.2.1/2 Major durables for in/outdoor recreation            | 105.1                  | -     | 4.0     |
| 02.1.3 Beer                                                         | 104.5                  | 0.2   | 7.3     | <b>09.3 Other recreational items, gardens and pets</b>       | 97.4                   | -0.9  | -1.0    |
| <b>02.2 Tobacco</b>                                                 | 111.2                  | -0.1  | 4.9     | 09.3.1 Games, toys and hobbies                               | 94.6                   | -1.6  | -3.1    |
| <b>03.1 Clothing</b>                                                | 101.8                  | 2.4   | 5.1     | 09.3.2 Equipment for sport and open-air recreation           | 97.6                   | -0.3  | -1.4    |
| 03.1.2 Garments                                                     | 102.0                  | 2.7   | 5.4     | 09.3.3 Gardens, plants and flowers                           | 99.4                   | -0.7  | 0.1     |
| 03.1.3 Other clothing and clothing accessories                      | 98.2                   | -0.4  | 1.5     | 09.3.4/5 Pets, related products and services                 | 103.0                  | 0.1   | 3.6     |
| 03.1.4 Cleaning, repair and hire of clothing                        | 105.0                  | 0.1   | 2.3     | <b>09.4 Recreational and cultural services</b>               | 107.0                  | 0.7   | 1.1     |
| <b>03.2 Footwear including repairs</b>                              | 99.5                   | 2.1   | 1.8     | 09.4.1 Recreational and sporting services                    | 108.1                  | 0.3   | 3.9     |
| <b>04.1 Actual rentals for housing</b>                              | 102.8                  | 0.1   | 0.9     | 09.4.2 Cultural services                                     | 106.6                  | 0.9   | -       |
| <b>04.2 Owner occupiers' housing costs</b>                          | 104.6                  | 0.2   | 1.9     | <b>09.5 Books, newspapers and stationery</b>                 | 107.3                  | -2.3  | 4.1     |
| <b>04.3 Regular maintenance and repair of the dwelling</b>          | 99.2                   | -0.3  | -1.6    | 09.5.1 Books                                                 | 106.0                  | -6.3  | 3.7     |
| 04.3.1 Materials for maintenance and repair                         | 96.9                   | -0.7  | -4.1    | 09.5.2 Newspapers and periodicals                            | 110.1                  | 0.4   | 4.7     |
| 04.3.2 Services for maintenance and repair                          | 101.5                  | 0.1   | 0.8     | 09.5.3/4 Misc. printed matter, stationery, drawing materials | 105.9                  | -0.7  | 4.7     |
| <b>04.4 Water supply and misc. services for the dwelling</b>        | 103.0                  | -     | 1.8     | <b>09.6 Package holidays</b>                                 | 103.0                  | 0.9   | 2.9     |
| 04.4.1 Water supply                                                 | 101.8                  | -     | 1.4     | <b>10.0 Education</b>                                        | 107.9                  | -     | 4.3     |
| 04.4.3 Sewerage collection                                          | 104.1                  | -     | 2.1     | <b>11.1 Catering services</b>                                | 105.3                  | 0.1   | 2.8     |
| <b>04.5 Electricity, gas and other fuels</b>                        | 101.9                  | 0.1   | 5.3     | 11.1.1 Restaurants & cafes                                   | 105.6                  | 0.2   | 2.9     |
| 04.5.1 Electricity                                                  | 108.7                  | -     | 9.0     | 11.1.2 Canteens                                              | 102.6                  | -0.2  | 1.2     |
| 04.5.2 Gas                                                          | 93.3                   | -     | -       | <b>11.2 Accommodation services</b>                           | 109.5                  | -0.2  | 5.8     |
| 04.5.3 Liquid fuels                                                 | 104.3                  | 4.5   | 17.0    | <b>12.1 Personal care</b>                                    | 99.1                   | -0.2  | -0.1    |
| 04.5.4 Solid fuels                                                  | 100.8                  | -     | 2.9     | 12.1.1 Hairdressing and personal grooming establishments     | 104.8                  | -     | 2.0     |
| <b>04.9 Council tax and rates</b>                                   | 107.0                  | -     | 3.8     | 12.1.2/3 Appliances and products for personal care           | 97.3                   | -0.3  | -0.8    |
| <b>05.1 Furniture, furnishings and carpets</b>                      | 106.0                  | 3.3   | 6.2     | <b>12.3 Personal effects (nec)</b>                           | 103.9                  | 2.1   | 4.9     |
| 05.1.1 Furniture and furnishings                                    | 106.0                  | 4.0   | 7.0     | 12.3.1 Jewellery, clocks and watches                         | 106.9                  | 1.2   | 4.9     |
| 05.1.2 Carpets and other floor coverings                            | 105.5                  | -0.1  | 2.6     | 12.3.2 Other personal effects                                | 100.1                  | 3.8   | 4.6     |
| <b>05.2 Household textiles</b>                                      | 99.7                   | 2.5   | 1.9     | <b>12.4 Social protection</b>                                | 108.2                  | 0.2   | 4.2     |
| <b>05.3 Household appliances, fitting and repairs</b>               | 105.4                  | 1.1   | 6.0     | <b>12.5 Insurance</b>                                        | 118.0                  | 0.6   | 8.0     |
| 05.3.1/2 Major appliances and small electric goods                  | 105.8                  | 1.3   | 6.8     | 12.5.2 House contents insurance                              | 105.8                  | 1.3   | 4.4     |
| 05.3.3 Repair of household appliances                               | 102.8                  | -     | 0.9     | 12.5.3 Health insurance                                      | 113.7                  | -     | 4.5     |
| <b>05.4 Glassware, tableware and household utensils</b>             | 100.1                  | 1.8   | 1.4     | 12.5.4 Transport insurance                                   | 128.0                  | 0.6   | 12.6    |
| <b>05.5 Tools and equipment for house and garden</b>                | 102.0                  | 0.5   | 3.2     | <b>12.6 Financial services (nec)</b>                         | 98.6                   | -     | -0.8    |
| <b>05.6 Goods and services for routine maintenance</b>              | 102.4                  | -0.3  | 2.7     | 12.6.2 Other financial services (nec)                        | 98.6                   | -     | -0.8    |
| 05.6.1 Non-durable household goods                                  | 96.0                   | -1.2  | 3.4     | <b>12.7 Other services (nec)</b>                             | 99.7                   | -0.2  | -0.4    |
| 05.6.2 Domestic services and household services                     | 106.4                  | 0.3   | 2.3     |                                                              |                        |       |         |
| <b>06.1 Medical products, appliances and equipment</b>              | 103.1                  | -0.1  | 1.6     |                                                              |                        |       |         |

Key: - zero or negligible .. not available (nec) not elsewhere covered

Source: Office for National Statistics

# CPI: Detailed figures by divisions, groups and classes <sup>1</sup>

|                                                                              | Weights  |       | Index (2015=100) |      | Percentage change over 1 month |      | Percentage change over 12 months |      |      |      |      |      |      |      |     |
|------------------------------------------------------------------------------|----------|-------|------------------|------|--------------------------------|------|----------------------------------|------|------|------|------|------|------|------|-----|
|                                                                              | 2017     | 2016  | 2017             | 2016 | 2017                           | 2016 | 2017                             | 2016 | 2017 | 2017 | 2017 | 2017 | 2017 | 2017 |     |
|                                                                              |          | Aug   | Aug              | Aug  | Aug                            | Aug  | Aug                              | Dec  | Jan  | Feb  | Mar  | Apr  | May  | Jun  | Jul |
| <b>CPI (Overall Index)</b>                                                   | 1 000.00 | 100.9 | 103.8            | 0.3  | 0.6                            | 1.6  | 1.8                              | 2.3  | 2.3  | 2.7  | 2.9  | 2.6  | 2.6  | 2.9  |     |
| 01 Food and non-alcoholic beverages                                          | 103.00   | 97.3  | 99.4             | 0.4  | -                              | -1.1 | -0.5                             | 0.2  | 1.2  | 1.5  | 2.1  | 2.3  | 2.6  | 2.1  |     |
| 02 Alcoholic beverages and tobacco                                           | 43.00    | 102.1 | 106.7            | 0.7  | 0.1                            | 2.4  | 2.4                              | 2.8  | 4.9  | 4.4  | 4.9  | 5.1  | 5.1  | 4.5  |     |
| 03 Clothing and footwear                                                     | 72.00    | 97.0  | 101.5            | 1.0  | 2.4                            | 1.2  | -                                | -0.1 | 0.9  | 2.4  | 3.1  | 2.7  | 3.2  | 4.6  |     |
| 04 Housing, water, electricity, gas and other fuels                          | 118.00   | 100.2 | 102.4            | 0.1  | 0.1                            | 0.4  | 0.6                              | 0.7  | 1.1  | 1.6  | 2.1  | 2.0  | 2.2  | 2.2  |     |
| 05 Furniture, household equipment and maintenance                            | 61.00    | 99.3  | 103.5            | 1.4  | 1.8                            | 0.6  | 0.5                              | 1.1  | 1.1  | 1.7  | 2.4  | 3.2  | 3.8  | 4.2  |     |
| 06 Health                                                                    | 26.00    | 102.7 | 105.4            | 0.1  | -                              | 2.4  | 2.0                              | 2.3  | 2.2  | 2.3  | 2.4  | 2.4  | 2.7  | 2.6  |     |
| 07 Transport                                                                 | 160.00   | 103.5 | 106.8            | 0.9  | 1.0                            | 3.7  | 5.7                              | 6.9  | 4.7  | 6.4  | 4.7  | 3.7  | 3.1  | 3.2  |     |
| 08 Communication                                                             | 25.00    | 103.6 | 105.9            | 0.2  | 1.7                            | 1.7  | 2.1                              | 2.2  | 2.8  | 1.7  | 1.4  | 1.5  | 0.8  | 2.2  |     |
| 09 Recreation and culture                                                    | 148.00   | 100.4 | 102.3            | -0.3 | 0.1                            | 0.9  | 0.9                              | 1.6  | 1.6  | 1.0  | 2.3  | 1.5  | 1.4  | 1.8  |     |
| 10 Education                                                                 | 22.00    | 103.4 | 107.9            | -    | -                              | 4.3  | 4.3                              | 4.3  | 4.3  | 4.3  | 4.3  | 4.3  | 4.3  | 4.3  |     |
| 11 Restaurants and hotels                                                    | 126.00   | 102.6 | 106.3            | -0.4 | 0.1                            | 2.8  | 3.0                              | 3.2  | 2.9  | 3.1  | 3.1  | 3.3  | 3.1  | 3.5  |     |
| 12 Miscellaneous goods and services                                          | 96.00    | 101.1 | 103.0            | 0.3  | 0.3                            | 1.0  | 0.8                              | 1.1  | 1.8  | 1.7  | 1.7  | 1.7  | 1.9  | 1.9  |     |
| <b>All goods</b>                                                             | 525.00   | 98.3  | 101.3            | 0.2  | 0.6                            | 0.7  | 1.1                              | 1.9  | 2.5  | 2.4  | 2.9  | 2.6  | 2.7  | 3.1  |     |
| <b>All services</b>                                                          | 475.00   | 103.8 | 106.5            | 0.4  | 0.5                            | 2.5  | 2.6                              | 2.8  | 2.1  | 3.0  | 2.8  | 2.7  | 2.6  | 2.7  |     |
| <b>All items CPI excluding Energy, food, alcoholic beverages and tobacco</b> | 787.00   | 101.6 | 104.3            | 0.4  | 0.6                            | 1.6  | 1.6                              | 2.0  | 1.8  | 2.4  | 2.6  | 2.4  | 2.4  | 2.7  |     |
| <b>01.1 Food</b>                                                             | 91.00    | 97.4  | 99.6             | 0.6  | 0.1                            | -1.0 | -0.4                             | 0.3  | 1.6  | 1.8  | 2.5  | 2.6  | 2.9  | 2.3  |     |
| 01.1.1 Bread and cereals                                                     | 15.00    | 98.5  | 101.3            | 1.5  | 0.7                            | -0.3 | -0.9                             | 0.9  | 1.4  | 2.6  | 2.1  | 3.1  | 3.7  | 2.9  |     |
| 01.1.2 Meat                                                                  | 20.00    | 95.4  | 97.0             | 0.4  | -0.1                           | -2.3 | -1.6                             | -0.8 | -    | 1.4  | 2.1  | 1.4  | 2.2  | 1.7  |     |
| 01.1.3 Fish                                                                  | 4.00     | 98.1  | 107.6            | -0.3 | 1.7                            | 1.1  | 3.1                              | 6.0  | 8.8  | 7.7  | 10.5 | 12.6 | 7.4  | 9.6  |     |
| 01.1.4 Milk, cheese and eggs                                                 | 12.00    | 96.7  | 98.5             | -0.2 | -0.3                           | -2.4 | -1.9                             | -0.8 | 0.9  | 1.3  | 1.2  | 2.8  | 1.9  | 1.9  |     |
| 01.1.5 Oils and fats                                                         | 2.00     | 101.7 | 107.7            | 3.6  | 4.4                            | 4.8  | 1.4                              | 1.2  | 15.5 | -2.3 | 3.8  | 5.2  | 5.1  | 5.9  |     |
| 01.1.6 Fruit                                                                 | 9.00     | 98.8  | 101.0            | 1.0  | -0.3                           | 2.1  | 1.2                              | 2.4  | 1.3  | 3.1  | 2.5  | 3.2  | 3.6  | 2.3  |     |
| 01.1.7 Vegetables including potatoes and tubers                              | 13.00    | 94.8  | 96.9             | -1.1 | -0.4                           | -1.6 | -1.0                             | -0.9 | 1.8  | 2.2  | 2.2  | 2.2  | 1.6  | 2.3  |     |
| 01.1.8 Sugar, jam, syrups, chocolate and confectionery                       | 13.00    | 99.9  | 100.3            | 2.1  | 0.5                            | -2.4 | 0.3                              | -0.3 | 0.9  | -0.3 | 1.6  | 1.1  | 2.1  | 0.4  |     |
| 01.1.9 Food products (nec)                                                   | 3.00     | 100.3 | 99.6             | 0.8  | -4.2                           | -0.7 | 4.1                              | 2.4  | 1.6  | -    | 3.8  | -0.9 | 4.5  | -0.7 |     |
| <b>01.2 Non-alcoholic beverages</b>                                          | 12.00    | 97.0  | 97.9             | -1.0 | -0.3                           | -1.7 | -1.3                             | -1.0 | -2.4 | -0.7 | -1.0 | -0.3 | 0.3  | 0.9  |     |
| 01.2.1 Coffee, tea and cocoa                                                 | 3.00     | 101.4 | 106.6            | 1.2  | -0.2                           | 0.3  | 0.5                              | 4.6  | 3.5  | 5.4  | 2.8  | 4.9  | 6.5  | 5.1  |     |
| 01.2.2 Mineral waters, soft drinks and juices                                | 9.00     | 95.5  | 95.1             | -1.7 | -0.4                           | -2.3 | -1.9                             | -2.9 | -4.3 | -2.7 | -2.3 | -2.1 | -1.8 | -0.5 |     |
| <b>02.1 Alcoholic beverages</b>                                              | 20.00    | 96.9  | 100.5            | 0.3  | 0.3                            | -0.6 | -0.7                             | -0.2 | 2.0  | 2.0  | 3.0  | 3.6  | 3.6  | 3.7  |     |
| 02.1.1 Spirits                                                               | 6.00     | 98.1  | 100.7            | 0.4  | 2.3                            | 0.5  | -0.2                             | -1.3 | 2.7  | 3.7  | 5.2  | 2.9  | 0.7  | 2.6  |     |
| 02.1.2 Wine                                                                  | 9.00     | 95.9  | 98.1             | 0.4  | -0.9                           | -1.5 | -2.1                             | -0.9 | -0.4 | 0.6  | 1.6  | 2.0  | 3.8  | 2.4  |     |
| 02.1.3 Beer                                                                  | 5.00     | 97.5  | 104.5            | -0.2 | 0.2                            | -0.1 | 1.3                              | 2.3  | 5.6  | 2.5  | 3.4  | 7.5  | 6.8  | 7.3  |     |
| <b>02.2 Tobacco</b>                                                          | 23.00    | 106.0 | 111.2            | 1.0  | -0.1                           | 4.7  | 4.7                              | 5.1  | 7.0  | 6.3  | 6.2  | 6.1  | 6.0  | 4.9  |     |
| <b>03.1 Clothing</b>                                                         | 61.00    | 96.8  | 101.8            | 1.0  | 2.4                            | 1.3  | 0.3                              | 0.3  | 1.2  | 2.7  | 3.6  | 3.0  | 3.6  | 5.1  |     |
| 03.1.2 Garments                                                              | 55.00    | 96.8  | 102.0            | 1.0  | 2.7                            | 1.4  | 0.3                              | 0.4  | 1.5  | 3.2  | 4.1  | 3.1  | 3.6  | 5.4  |     |
| 03.1.3 Other clothing and clothing accessories                               | 5.00     | 96.7  | 98.2             | 1.8  | -0.4                           | 0.4  | 0.8                              | -1.7 | -1.8 | -1.5 | -0.5 | 2.3  | 3.7  | 1.5  |     |
| 03.1.4 Cleaning, repair and hire of clothing                                 | 1.00     | 102.6 | 105.0            | 0.1  | 0.1                            | 2.5  | 2.4                              | 2.0  | 2.0  | 2.0  | 2.3  | 2.3  | 2.4  | 2.3  |     |
| <b>03.2 Footwear including repairs</b>                                       | 11.00    | 97.7  | 99.5             | 0.7  | 2.1                            | 0.6  | -2.1                             | -2.2 | -0.8 | 0.2  | -0.1 | 0.9  | 0.4  | 1.8  |     |
| <b>04.1 Actual rentals for housing</b>                                       | 71.00    | 101.9 | 102.8            | 0.2  | 0.1                            | 1.0  | 1.2                              | 1.2  | 1.2  | 1.2  | 1.1  | 1.0  | 1.0  | 0.9  |     |
| <b>04.3 Regular maintenance and repair of the dwelling</b>                   | 2.00     | 100.9 | 99.2             | 0.3  | -0.3                           | -1.2 | -0.7                             | -1.0 | -0.8 | -0.6 | -    | -0.7 | -1.1 | -1.7 |     |
| 04.3.1 Materials for maintenance and repair                                  | 1.00     | 101.0 | 96.9             | 0.4  | -0.7                           | -3.1 | -2.1                             | -2.7 | -2.2 | -1.8 | -0.7 | -2.1 | -2.9 | -4.1 |     |
| 04.3.2 Services for maintenance and repair                                   | 1.00     | 100.7 | 101.5            | 0.2  | 0.1                            | 0.7  | 0.8                              | 0.8  | 0.8  | 0.8  | 0.7  | 0.8  | 0.8  | 0.8  |     |
| <b>04.4 Water supply and misc. services for the dwelling</b>                 | 11.00    | 101.2 | 102.9            | -    | -                              | 1.4  | 1.4                              | 1.4  | 1.4  | 1.8  | 1.8  | 1.8  | 1.8  | 1.8  |     |
| 04.4.1 Water supply                                                          | 5.00     | 100.5 | 101.8            | -    | -                              | 0.9  | 0.9                              | 0.9  | 1.4  | 1.4  | 1.4  | 1.4  | 1.4  | 1.4  |     |
| 04.4.3 Sewerage collection                                                   | 6.00     | 102.0 | 104.1            | -    | -                              | 1.9  | 1.9                              | 1.9  | 1.9  | 2.1  | 2.1  | 2.1  | 2.1  | 2.1  |     |
| <b>04.5 Electricity, gas and other fuels</b>                                 | 34.00    | 96.6  | 101.7            | -0.1 | 0.1                            | -1.1 | -0.8                             | -0.4 | 0.9  | 2.6  | 4.5  | 4.2  | 5.1  | 5.3  |     |
| 04.5.1 Electricity                                                           | 17.00    | 99.7  | 108.7            | -    | -                              | -0.2 | -0.2                             | -0.2 | 0.8  | 3.5  | 7.7  | 7.7  | 9.0  | 9.0  |     |
| 04.5.2 Gas                                                                   | 15.00    | 93.3  | 93.3             | -    | -                              | -4.6 | -5.1                             | -4.4 | -1.8 | -1.0 | -0.5 | -0.5 | -    | -    |     |
| 04.5.3 Liquid fuels                                                          | 1.00     | 89.2  | 104.3            | -2.0 | 4.5                            | 34.7 | 56.8                             | 61.2 | 42.0 | 39.0 | 21.9 | 10.7 | 9.6  | 17.0 |     |
| 04.5.4 Solid fuels                                                           | 1.00     | 97.9  | 100.8            | 0.1  | -                              | 1.2  | 1.4                              | 1.8  | 2.0  | 1.8  | 1.6  | 2.3  | 3.0  | 2.9  |     |
| <b>05.1 Furniture, furnishings and carpets</b>                               | 22.00    | 99.9  | 106.0            | 2.5  | 3.3                            | 2.3  | 1.0                              | 1.5  | 1.6  | 2.0  | 3.7  | 5.4  | 5.4  | 6.2  |     |
| 05.1.1 Furniture and furnishings                                             | 18.00    | 99.1  | 106.0            | 2.9  | 4.0                            | 1.8  | 0.3                              | 0.8  | 1.3  | 2.0  | 3.4  | 5.3  | 5.8  | 7.0  |     |
| 05.1.2 Carpets and other floor coverings                                     | 4.00     | 102.8 | 105.5            | 1.3  | -0.1                           | 4.6  | 4.3                              | 4.2  | 3.1  | 1.8  | 4.8  | 5.3  | 4.1  | 2.6  |     |
| <b>05.2 Household textiles</b>                                               | 7.00     | 97.8  | 99.7             | 2.0  | 2.5                            | -0.8 | -0.9                             | -0.1 | 0.5  | -    | 2.4  | 3.2  | 1.4  | 1.9  |     |
| <b>05.3 Household appliances, fitting and repairs</b>                        | 8.00     | 99.5  | 105.5            | -0.3 | 1.1                            | 2.0  | 1.3                              | 2.0  | 1.0  | 3.5  | 1.9  | 3.4  | 4.5  | 6.1  |     |
| 05.3.1/2 Major appliances and small electric goods                           | 7.00     | 99.1  | 105.8            | -0.4 | 1.3                            | 1.7  | 1.3                              | 2.2  | 1.0  | 3.8  | 2.1  | 3.8  | 5.1  | 6.8  |     |
| 05.3.3 Repair of household appliances                                        | 1.00     | 101.9 | 102.8            | -    | -                              | 3.8  | 1.0                              | 1.0  | 1.1  | 1.1  | 0.8  | 0.9  | 0.9  | 0.9  |     |
| <b>05.4 Glassware, tableware and household utensils</b>                      | 6.00     | 98.7  | 100.1            | 3.0  | 1.8                            | -3.4 | -2.1                             | -0.5 | 0.6  | -    | 1.2  | 1.8  | 2.7  | 1.4  |     |
| <b>05.5 Tools and equipment for house and garden</b>                         | 5.00     | 98.8  | 102.0            | -0.1 | 0.5                            | -1.5 | -1.7                             | 0.1  | -0.2 | 2.1  | 2.0  | 2.4  | 2.6  | 3.2  |     |
| <b>05.6 Goods and services for routine maintenance</b>                       | 13.00    | 99.6  | 102.3            | 0.2  | -0.2                           | 0.3  | 2.4                              | 2.2  | 1.5  | 1.9  | 1.6  | 0.7  | 3.2  | 2.7  |     |
| 05.6.1 Non-durable household goods                                           | 5.00     | 92.8  | 96.0             | -    | -1.2                           | -3.7 | 1.2                              | 1.1  | -0.5 | 0.9  | 0.5  | -2.0 | 4.7  | 3.4  |     |
| 05.6.2 Domestic services and household services                              | 8.00     | 104.0 | 106.4            | 0.4  | 0.3                            | 2.9  | 3.1                              | 2.9  | 2.7  | 2.6  | 2.3  | 2.4  | 2.4  | 2.3  |     |
| <b>06.1 Medical products, appliances and equipment</b>                       | 12.00    | 101.5 | 103.1            | 0.2  | -0.1                           | 1.7  | 1.0                              | 1.7  | 1.4  | 1.2  | 1.4  | 1.4  | 1.9  | 1.6  |     |
| 06.1.1 Pharmaceutical products                                               | 7.00     | 102.3 | 104.5            | 0.3  | -                              | 2.5  | 1.5                              | 2.4  | 2.0  | 1.8  | 2.0  | 1.6  | 2.4  | 2.1  |     |
| 06.1.2/3 Other medical and therapeutic equipment                             | 5.00     | 100.0 | 101.0            | -0.1 | -0.2                           | 0.5  | 0.2                              | 0.5  | 0.5  | 0.3  | 0.6  | 1.0  | 1.1  | 1.0  |     |

Key:- zero or negligible .. not available (nec) not elsewhere covered

# CPI: Detailed figures by divisions, groups and classes <sup>1</sup>

continued

|                                                              | Weights Index (2015=100) |       |       | Percentage change over 1 month |      |      |      | Percentage change over 12 months |       |      |      |      |      |      |
|--------------------------------------------------------------|--------------------------|-------|-------|--------------------------------|------|------|------|----------------------------------|-------|------|------|------|------|------|
|                                                              | 2017                     | 2016  | 2017  | 2016                           | 2017 | 2016 | 2017 | 2017                             | 2017  | 2017 | 2017 | 2017 |      |      |
|                                                              |                          | Aug   | Aug   | Aug                            | Aug  | Dec  | Jan  | Feb                              | Mar   | Apr  | May  | Jun  | Jul  |      |
| <b>06.2 Out-patient services</b>                             | 6.00                     | 102.5 | 104.9 | -                              | 0.2  | 2.5  | 2.2  | 2.2                              | 2.2   | 2.2  | 2.2  | 2.0  | 2.2  | 2.4  |
| 06.2.1/3 Medical services & paramedical services             | 3.00                     | 101.5 | 102.5 | 0.1                            | 0.3  | 1.1  | 0.6  | 0.8                              | 0.8   | 0.7  | 0.7  | 0.6  | 0.8  | 1.0  |
| 06.2.2 Dental services                                       | 3.00                     | 103.7 | 107.7 | -0.1                           | 0.1  | 4.3  | 4.3  | 4.2                              | 3.9   | 3.8  | 3.7  | 3.5  | 3.6  | 3.8  |
| <b>06.3 Hospital services</b>                                | 8.00                     | 105.1 | 109.8 | 0.1                            | -    | 3.5  | 3.4  | 3.5                              | 3.4   | 4.2  | 4.2  | 4.3  | 4.5  | 4.4  |
| <b>07.1 Purchase of vehicles</b>                             | 48.00                    | 97.7  | 99.1  | -0.6                           | -0.3 | -1.2 | -0.4 | 1.0                              | 1.0   | 1.2  | 1.2  | 0.8  | 1.1  | 1.4  |
| 07.1.1A New cars                                             | 27.00                    | 100.8 | 103.8 | 0.2                            | -0.3 | 1.1  | 2.4  | 2.7                              | 2.9   | 2.4  | 2.3  | 2.5  | 3.5  | 3.0  |
| 07.1.1B Second-hand cars                                     | 18.00                    | 93.1  | 91.5  | -1.6                           | -0.2 | -4.9 | -4.3 | -2.3                             | -2.6  | -1.0 | -1.2 | -2.3 | -3.1 | -1.7 |
| 07.1.2/3 Motorcycles and bicycles                            | 3.00                     | 94.0  | 101.1 | -3.6                           | -0.2 | -1.3 | -4.3 | 4.4                              | 6.3   | 2.7  | 4.2  | 3.3  | 3.9  | 7.5  |
| <b>07.2 Operation of personal transport equipment</b>        | 77.00                    | 100.7 | 105.4 | -0.6                           | 0.8  | 5.6  | 8.2  | 9.2                              | 8.1   | 7.1  | 5.2  | 3.8  | 3.2  | 4.7  |
| 07.2.1 Spare parts and accessories                           | 5.00                     | 100.6 | 104.6 | -0.1                           | 1.1  | 1.4  | 1.9  | 2.3                              | 1.7   | 2.0  | 2.3  | 2.6  | 2.8  | 4.0  |
| 07.2.2 Fuels and lubricants                                  | 33.00                    | 98.6  | 103.7 | -1.3                           | 1.6  | 10.0 | 16.8 | 19.4                             | 17.1  | 11.5 | 7.5  | 4.1  | 2.0  | 5.1  |
| 07.2.3 Maintenance and repairs                               | 25.00                    | 101.6 | 104.5 | 0.1                            | 0.2  | 2.1  | 1.5  | 1.3                              | 1.5   | 2.2  | 1.9  | 2.0  | 2.7  | 2.8  |
| 07.2.4 Other services                                        | 14.00                    | 103.7 | 110.4 | -0.2                           | -    | 2.2  | 2.2  | 1.9                              | 1.4   | 6.5  | 5.8  | 6.1  | 6.3  | 6.4  |
| <b>07.3 Transport services</b>                               | 35.00                    | 115.6 | 118.9 | 5.1                            | 2.9  | 4.9  | 6.8  | 8.6                              | 1.2   | 10.7 | 7.2  | 6.3  | 5.1  | 2.9  |
| 07.3.1 Passenger transport by railway                        | 14.00                    | 100.0 | 102.7 | -0.9                           | -0.8 | 1.1  | 2.3  | 1.9                              | 0.9   | 3.8  | 4.2  | 4.5  | 2.7  | 2.7  |
| 07.3.2 Passenger transport by road                           | 12.00                    | 104.4 | 112.8 | 1.0                            | 0.3  | 4.0  | 6.7  | 9.5                              | 9.4   | 9.9  | 9.8  | 8.8  | 8.9  | 8.1  |
| 07.3.3 Passenger transport by air                            | 5.00                     | 131.9 | 129.3 | 14.4                           | 10.9 | -1.3 | -1.6 | -1.3                             | -22.8 | 6.8  | -3.8 | -0.6 | 1.1  | -2.0 |
| 07.3.4 Passenger transport by sea and inland waterway        | 4.00                     | 131.4 | 129.3 | 9.1                            | 7.8  | 4.9  | -0.8 | 9.9                              | 0.2   | 11.4 | -0.8 | -2.1 | -0.5 | -1.7 |
| <b>08.1 Postal services</b>                                  | 1.00                     | 101.9 | 103.7 | -                              | -    | 1.5  | 1.5  | 1.5                              | 1.5   | 1.7  | 1.7  | 1.7  | 1.7  | 1.7  |
| <b>08.2/3 Telephone and telefax equipment and services</b>   | 24.00                    | 103.7 | 106.1 | 0.2                            | 1.7  | 1.7  | 2.1  | 2.3                              | 2.9   | 1.7  | 1.4  | 1.5  | 0.8  | 2.3  |
| <b>09.1 Audio-visual equipment and related products</b>      | 18.00                    | 94.0  | 97.5  | -0.6                           | 1.4  | -1.2 | -1.8 | 0.7                              | 0.2   | 1.0  | 4.3  | 1.9  | 1.6  | 3.6  |
| 09.1.1 Reception and reproduction of sound and pictures      | 4.00                     | 94.8  | 103.0 | -2.2                           | -0.3 | -1.3 | 2.0  | 4.3                              | 4.1   | 6.1  | 8.8  | 8.1  | 6.5  | 8.6  |
| 09.1.2 Photographic, cinematographic and optical equipment   | 2.00                     | 91.8  | 97.3  | 1.6                            | 2.8  | -0.9 | 3.4  | 5.1                              | 5.7   | 5.4  | 7.7  | 5.3  | 4.7  | 6.0  |
| 09.1.3 Data processing equipment                             | 7.00                     | 89.2  | 91.4  | 0.2                            | 3.6  | -3.5 | -4.9 | 0.2                              | -0.2  | -2.1 | 3.2  | -1.7 | -0.9 | 2.4  |
| 09.1.4 Recording media                                       | 4.00                     | 100.7 | 104.0 | -1.3                           | -1.0 | 3.1  | 0.5  | -0.8                             | -2.9  | 1.3  | 3.4  | 2.4  | 3.0  | 3.2  |
| 09.1.5 Repair of audio-visual equipment & related products   | 1.00                     | 100.7 | 102.0 | -                              | -0.1 | 0.9  | 0.9  | 0.6                              | 0.6   | 0.7  | 0.7  | 1.2  | 1.4  | 1.2  |
| <b>09.2 Oth. major durables for recreation &amp; culture</b> | 15.00                    | 101.0 | 105.1 | -                              | -    | 1.3  | 3.1  | 3.2                              | 3.2   | 4.0  | 4.0  | 4.1  | 4.0  | 4.0  |
| 09.2.1/2 Major durables for in/outdoor recreation            | 15.00                    | 101.0 | 105.1 | -                              | -    | 1.3  | 3.1  | 3.2                              | 3.2   | 4.0  | 4.0  | 4.1  | 4.0  | 4.0  |
| <b>09.3 Other recreational items, gardens and pets</b>       | 37.00                    | 98.4  | 97.3  | -0.9                           | -1.0 | -0.6 | -0.4 | 0.2                              | 0.6   | -2.1 | 0.2  | -0.6 | -1.0 | -1.1 |
| 09.3.1 Games, toys and hobbies                               | 21.00                    | 97.7  | 94.6  | -1.2                           | -1.6 | -1.3 | -1.2 | -1.0                             | -0.3  | -4.7 | -1.0 | -2.3 | -2.7 | -3.1 |
| 09.3.2 Equipment for sport and open-air recreation           | 3.00                     | 99.0  | 97.6  | -0.8                           | -0.3 | -2.2 | -0.6 | -0.7                             | -0.1  | 0.1  | -0.4 | -0.3 | -1.9 | -1.4 |
| 09.3.3 Gardens, plants and flowers                           | 5.00                     | 99.2  | 99.4  | -0.1                           | -0.7 | 0.3  | 1.3  | 1.1                              | 0.7   | 0.8  | 1.1  | 1.2  | 0.8  | 0.1  |
| 09.3.4/5 Pets, related products and services                 | 8.00                     | 99.5  | 103.0 | -0.6                           | 0.1  | 1.2  | 1.0  | 3.2                              | 3.2   | 2.3  | 3.1  | 2.9  | 2.9  | 3.6  |
| <b>09.4 Recreational and cultural services</b>               | 32.00                    | 105.8 | 107.0 | 0.1                            | 0.7  | 4.6  | 3.7  | 4.0                              | 3.2   | 2.0  | 2.2  | 1.0  | 0.5  | 1.1  |
| 09.4.1 Recreational and sporting services                    | 10.00                    | 104.0 | 108.1 | -                              | 0.3  | 5.3  | 4.8  | 4.4                              | 4.2   | 3.6  | 3.6  | 3.4  | 3.6  | 3.9  |
| 09.4.2 Cultural services                                     | 22.00                    | 106.6 | 106.6 | 0.2                            | 0.9  | 4.2  | 3.3  | 3.8                              | 2.7   | 1.3  | 1.6  | -    | -0.8 | -    |
| <b>09.5 Books, newspapers and stationery</b>                 | 11.00                    | 103.1 | 107.2 | -1.1                           | -1.9 | 3.6  | 3.3  | 4.6                              | 5.6   | 4.0  | 5.3  | 4.3  | 5.0  | 4.0  |
| 09.5.1 Books                                                 | 3.00                     | 102.2 | 106.0 | -2.9                           | -6.3 | 1.1  | -0.9 | 4.4                              | 8.8   | 7.2  | 6.2  | 4.9  | 7.6  | 3.7  |
| 09.5.2 Newspapers and periodicals                            | 4.00                     | 105.2 | 110.1 | 0.1                            | 0.4  | 5.6  | 7.6  | 6.0                              | 5.3   | 2.5  | 5.7  | 4.9  | 4.3  | 4.7  |
| 09.5.3/4 Misc. printed matter, stationery, drawing materials | 4.00                     | 101.2 | 105.9 | -0.8                           | -0.7 | 3.7  | 3.2  | 4.3                              | 4.5   | 4.0  | 5.2  | 4.2  | 4.5  | 4.7  |
| <b>09.6 Package holidays</b>                                 | 35.00                    | 100.1 | 103.0 | 0.3                            | 0.9  | -1.2 | -1.0 | -0.8                             | -0.6  | 0.6  | 1.6  | 1.9  | 2.3  | 2.9  |
| <b>10.0 Education</b>                                        | 22.00                    | 103.4 | 107.9 | -                              | -    | 4.3  | 4.3  | 4.3                              | 4.3   | 4.3  | 4.3  | 4.3  | 4.3  | 4.3  |
| <b>11.1 Catering services</b>                                | 96.00                    | 102.5 | 105.3 | 0.1                            | 0.1  | 2.5  | 2.5  | 2.6                              | 2.7   | 2.7  | 2.9  | 2.8  | 2.8  | 2.8  |
| 11.1.1 Restaurants & cafes                                   | 88.00                    | 102.6 | 105.6 | 0.2                            | 0.2  | 2.5  | 2.6  | 2.7                              | 2.8   | 2.8  | 2.9  | 2.9  | 3.0  | 2.9  |
| 11.1.2 Canteens                                              | 8.00                     | 101.4 | 102.6 | -0.1                           | -0.2 | 2.0  | 1.5  | 1.5                              | 1.5   | 1.5  | 2.2  | 1.6  | 1.2  | 1.2  |
| <b>11.2 Accommodation services</b>                           | 30.00                    | 103.4 | 109.5 | -2.5                           | -0.2 | 4.4  | 5.6  | 5.6                              | 3.9   | 4.4  | 3.5  | 4.4  | 3.3  | 5.8  |
| <b>12.1 Personal care</b>                                    | 32.00                    | 99.2  | 99.1  | -                              | -0.2 | 0.6  | 0.2  | 0.3                              | 0.7   | 0.5  | 0.7  | 0.8  | 0.1  | -0.1 |
| 12.1.1 Hairdressing and personal grooming establishments     | 8.00                     | 102.7 | 104.8 | 0.2                            | -    | 2.0  | 2.0  | 2.4                              | 2.3   | 2.1  | 2.1  | 2.0  | 2.2  | 2.0  |
| 12.1.2/3 Appliances and products for personal care           | 24.00                    | 98.1  | 97.3  | -0.1                           | -0.3 | 0.1  | -0.5 | -0.5                             | 0.2   | -    | 0.2  | 0.4  | -0.6 | -0.8 |
| <b>12.3 Personal effects (nec)</b>                           | 14.00                    | 99.0  | 103.9 | 1.4                            | 2.1  | -0.9 | -0.5 | 1.0                              | 3.4   | 3.3  | 3.8  | 3.4  | 4.2  | 4.9  |
| 12.3.1 Jewellery, clocks and watches                         | 9.00                     | 101.9 | 106.9 | 2.4                            | 1.2  | 2.4  | 1.2  | 3.2                              | 5.3   | 5.0  | 5.9  | 5.1  | 6.1  | 4.9  |
| 12.3.2 Other personal effects                                | 5.00                     | 95.7  | 100.1 | 0.2                            | 3.8  | -5.1 | -3.0 | -2.0                             | 1.0   | 0.6  | 0.5  | 1.0  | 1.0  | 4.6  |
| <b>12.4 Social protection</b>                                | 16.00                    | 103.9 | 108.2 | 0.3                            | 0.2  | 3.7  | 3.7  | 3.9                              | 4.0   | 4.1  | 4.4  | 4.3  | 4.3  | 4.2  |
| <b>12.5 Insurance</b>                                        | 8.00                     | 109.7 | 118.6 | 0.3                            | 0.6  | 7.2  | 4.2  | 4.9                              | 6.0   | 6.8  | 5.4  | 5.6  | 7.6  | 8.0  |
| 12.5.2 House contents insurance                              | 2.00                     | 101.4 | 105.8 | 0.2                            | 1.3  | 1.1  | -1.8 | -1.3                             | -0.1  | 0.5  | 0.9  | 1.2  | 3.3  | 4.4  |
| 12.5.3 Health insurance                                      | 2.00                     | 108.8 | 113.7 | -                              | -    | 6.9  | 3.8  | 3.8                              | 3.8   | 3.2  | 3.2  | 3.2  | 4.5  | 4.5  |
| 12.5.4 Transport insurance                                   | 4.00                     | 113.7 | 128.0 | 0.5                            | 0.6  | 10.2 | 8.5  | 9.6                              | 11.2  | 13.6 | 10.1 | 10.1 | 12.4 | 12.6 |
| <b>12.6 Financial services (nec)</b>                         | 14.00                    | 99.5  | 98.6  | -0.2                           | -    | -0.8 | -0.5 | -0.7                             | -0.6  | -1.0 | -1.0 | -0.6 | -1.0 | -0.8 |
| 12.6.2 Other financial services (nec)                        | 14.00                    | 99.5  | 98.6  | -0.2                           | -    | -0.8 | -0.5 | -0.7                             | -0.6  | -1.0 | -1.0 | -0.6 | -1.0 | -0.8 |
| <b>12.7 Other services (nec)</b>                             | 12.00                    | 100.1 | 99.7  | 0.1                            | -0.2 | -1.7 | -1.0 | -1.0                             | -0.8  | -1.1 | -1.3 | -1.3 | -0.2 | -0.4 |

Key:- zero or negligible .. not available (nec) not elsewhere covered

Source: Office for National Statistics

<sup>1</sup> From the release of January data on 16 February 2016, CPI and CPIH indices have been re-referenced and published with 2015=100.



# C1 CPIH: Detailed figures by divisions, groups and classes<sup>1</sup>

|                                                                       | Weights          |             |             | Percentage change over 1 month |      |      |      |      | Percentage change over 12 months |      |      |      |      |      |
|-----------------------------------------------------------------------|------------------|-------------|-------------|--------------------------------|------|------|------|------|----------------------------------|------|------|------|------|------|
|                                                                       | Index (2015=100) |             | 2017<br>Aug | 2016                           |      | 2017 |      |      | 2017                             |      |      |      |      |      |
|                                                                       | 2017             | 2016<br>Aug |             | Aug                            | Aug  | Aug  | Aug  | Dec  | Jan                              | Feb  | Mar  | Apr  | May  | Jun  |
| <b>CPIH (overall index) (NOT NATIONAL STATISTICS<sup>1</sup>)</b>     | 1 000.00         | 101.2       | 104.0       | 0.3                            | 0.5  | 1.8  | 1.9  | 2.3  | 2.3                              | 2.6  | 2.7  | 2.6  | 2.6  | 2.7  |
| 01 Food and non-alcoholic beverages                                   | 81.00            | 97.3        | 99.5        | 0.4                            | 0.1  | -1.1 | -0.5 | 0.2  | 1.3                              | 1.6  | 2.1  | 2.4  | 2.6  | 2.2  |
| 02 Alcoholic beverages and tobacco                                    | 34.00            | 102.1       | 106.7       | 0.7                            | 0.1  | 2.5  | 2.5  | 2.9  | 4.9                              | 4.4  | 4.9  | 5.1  | 5.1  | 4.5  |
| 03 Clothing and footwear                                              | 58.00            | 97.0        | 101.5       | 1.0                            | 2.4  | 1.2  | -    | -    | 1.0                              | 2.4  | 3.1  | 2.7  | 3.2  | 4.6  |
| 04 Housing, water, electricity, gas and other fuels                   | 294.00           | 101.9       | 104.1       | 0.2                            | 0.1  | 1.9  | 2.0  | 2.0  | 2.0                              | 2.2  | 2.2  | 2.1  | 2.2  | 2.2  |
| 05 Furniture, household equipment and maintenance                     | 49.00            | 99.3        | 103.5       | 1.4                            | 1.8  | 0.6  | 0.4  | 1.1  | 1.1                              | 1.7  | 2.4  | 3.2  | 3.7  | 4.2  |
| 06 Health                                                             | 21.00            | 102.8       | 105.3       | 0.1                            | -    | 2.4  | 1.9  | 2.3  | 2.1                              | 2.2  | 2.3  | 2.3  | 2.6  | 2.5  |
| 07 Transport                                                          | 126.00           | 103.3       | 106.5       | 0.8                            | 1.0  | 3.6  | 5.3  | 6.6  | 4.4                              | 6.2  | 4.5  | 3.5  | 3.0  | 3.2  |
| 08 Communication                                                      | 21.00            | 103.7       | 106.0       | 0.2                            | 1.7  | 1.7  | 2.1  | 2.2  | 2.8                              | 1.7  | 1.4  | 1.5  | 0.8  | 2.2  |
| 09 Recreation and culture                                             | 121.00           | 100.5       | 102.4       | -0.3                           | 0.1  | 0.9  | 1.0  | 1.6  | 1.6                              | 1.0  | 2.3  | 1.6  | 1.5  | 1.9  |
| 10 Education                                                          | 17.00            | 103.4       | 107.9       | -                              | -    | 4.3  | 4.3  | 4.3  | 4.3                              | 4.3  | 4.3  | 4.3  | 4.3  | 4.3  |
| 11 Restaurants and hotels                                             | 101.00           | 102.6       | 106.2       | -0.3                           | 0.1  | 2.8  | 3.0  | 3.2  | 2.9                              | 3.1  | 3.1  | 3.3  | 3.1  | 3.5  |
| 12 Miscellaneous goods and services                                   | 77.00            | 101.0       | 103.0       | 0.3                            | 0.3  | 1.0  | 0.8  | 1.1  | 1.8                              | 1.7  | 1.7  | 1.8  | 1.9  | 2.0  |
| <b>04.2 Owner occupiers housing costs</b>                             | 174.00           | 102.7       | 104.6       | 0.2                            | 0.2  | 2.6  | 2.5  | 2.5  | 2.4                              | 2.2  | 2.1  | 2.0  | 2.0  | 1.9  |
| <b>All goods</b>                                                      | 419.00           | 98.2        | 101.3       | 0.2                            | 0.6  | 0.7  | 1.1  | 1.9  | 2.5                              | 2.4  | 3.0  | 2.6  | 2.7  | 3.1  |
| <b>All services</b>                                                   | 581.00           | 103.4       | 106.0       | 0.4                            | 0.4  | 2.5  | 2.5  | 2.6  | 2.2                              | 2.8  | 2.6  | 2.5  | 2.4  | 2.5  |
| <b>CPIH excluding Energy, food, alcoholic beverages &amp; tobacco</b> | 832.00           | 101.8       | 104.5       | 0.3                            | 0.5  | 1.8  | 1.8  | 2.1  | 1.9                              | 2.4  | 2.5  | 2.4  | 2.4  | 2.6  |
| <b>01.1 Food</b>                                                      | 71.00            | 97.4        | 99.6        | 0.6                            | 0.1  | -1.0 | -0.4 | 0.3  | 1.7                              | 1.8  | 2.5  | 2.7  | 2.8  | 2.3  |
| 01.1.1 Bread and cereals                                              | 12.00            | 98.5        | 101.3       | 1.5                            | 0.7  | -0.3 | -0.9 | 0.9  | 1.4                              | 2.6  | 2.1  | 3.1  | 3.7  | 2.9  |
| 01.1.2 Meat                                                           | 16.00            | 95.4        | 97.0        | 0.4                            | -0.1 | -2.3 | -1.6 | -0.8 | -                                | 1.4  | 2.1  | 1.4  | 2.2  | 1.7  |
| 01.1.3 Fish                                                           | 3.00             | 98.1        | 107.6       | -0.3                           | 1.7  | 1.1  | 3.1  | 6.0  | 8.8                              | 7.7  | 10.5 | 12.6 | 7.4  | 9.6  |
| 01.1.4 Milk, cheese and eggs                                          | 9.00             | 96.7        | 98.5        | -0.2                           | -0.3 | -2.4 | -1.9 | -0.8 | 0.9                              | 1.3  | 1.2  | 2.8  | 1.9  | 1.9  |
| 01.1.5 Oils and fats                                                  | 2.00             | 101.7       | 107.7       | 3.6                            | 4.4  | 4.8  | 1.4  | 1.2  | 15.5                             | -2.3 | 3.8  | 5.2  | 5.1  | 5.9  |
| 01.1.6 Fruit                                                          | 7.00             | 98.8        | 101.0       | 1.0                            | -0.3 | 2.1  | 1.2  | 2.4  | 1.3                              | 3.1  | 2.5  | 3.2  | 3.6  | 2.3  |
| 01.1.7 Vegetables including potatoes and tubers                       | 10.00            | 94.8        | 96.9        | -1.1                           | -0.4 | -1.6 | -1.0 | -0.9 | 1.8                              | 2.2  | 2.2  | 2.2  | 1.6  | 2.3  |
| 01.1.8 Sugar, jam, syrups, chocolate and confectionery                | 10.00            | 99.9        | 100.3       | 2.1                            | 0.5  | -2.4 | 0.3  | -0.3 | 0.9                              | -0.3 | 1.6  | 1.1  | 2.1  | 0.4  |
| 01.1.9 Food products (nec)                                            | 2.00             | 100.3       | 99.6        | 0.8                            | -4.2 | -0.7 | 4.1  | 2.4  | 1.6                              | -    | 3.8  | -0.9 | 4.5  | -0.7 |
| <b>01.2 Non-alcoholic beverages</b>                                   | 10.00            | 96.8        | 98.2        | -1.1                           | -0.3 | -1.7 | -1.4 | -0.9 | -2.2                             | -0.5 | -0.8 | -0.1 | 0.6  | 1.4  |
| 01.2.1 Coffee, tea and cocoa                                          | 3.00             | 101.4       | 106.6       | 1.2                            | -0.2 | 0.3  | 0.5  | 4.6  | 3.5                              | 5.4  | 2.8  | 4.9  | 6.5  | 5.1  |
| 01.2.2 Mineral waters, soft drinks and juices                         | 7.00             | 95.5        | 95.1        | -1.7                           | -0.4 | -2.3 | -1.9 | -2.9 | -4.3                             | -2.7 | -2.3 | -2.1 | -1.8 | -0.5 |
| <b>02.1 Alcoholic beverages</b>                                       | 16.00            | 96.9        | 100.5       | 0.3                            | 0.4  | -0.6 | -0.7 | -0.2 | 2.0                              | 2.0  | 3.0  | 3.6  | 3.6  | 3.7  |
| 02.1.1 Spirits                                                        | 5.00             | 98.1        | 100.7       | 0.4                            | 2.3  | 0.5  | -0.2 | -1.3 | 2.7                              | 3.7  | 5.2  | 2.9  | 0.7  | 2.6  |
| 02.1.2 Wine                                                           | 7.00             | 95.9        | 98.1        | 0.4                            | -0.9 | -1.5 | -2.1 | -0.9 | -0.4                             | 0.6  | 1.6  | 2.0  | 3.8  | 2.4  |
| 02.1.3 Beer                                                           | 4.00             | 97.5        | 104.5       | -0.2                           | 0.2  | -0.1 | 1.3  | 2.3  | 5.6                              | 2.5  | 3.4  | 7.5  | 6.8  | 7.3  |
| <b>02.2 Tobacco</b>                                                   | 18.00            | 106.0       | 111.2       | 1.0                            | -0.1 | 4.7  | 4.7  | 5.1  | 7.0                              | 6.3  | 6.2  | 6.1  | 6.0  | 4.9  |
| <b>03.1 Clothing</b>                                                  | 49.00            | 96.9        | 101.8       | 1.0                            | 2.4  | 1.3  | 0.4  | 0.3  | 1.2                              | 2.7  | 3.6  | 3.0  | 3.6  | 5.1  |
| 03.1.2 Garments                                                       | 44.00            | 96.8        | 102.0       | 1.0                            | 2.7  | 1.4  | 0.3  | 0.4  | 1.5                              | 3.2  | 4.1  | 3.1  | 3.6  | 5.4  |
| 03.1.3 Other clothing and clothing accessories                        | 4.00             | 96.7        | 98.2        | 1.8                            | -0.4 | 0.4  | 0.8  | -1.7 | -1.8                             | -1.5 | -0.5 | 2.3  | 3.7  | 1.5  |
| 03.1.4 Cleaning, repair and hire of clothing                          | 1.00             | 102.6       | 105.0       | 0.1                            | 0.1  | 2.5  | 2.4  | 2.0  | 2.0                              | 2.0  | 2.3  | 2.3  | 2.4  | 2.3  |
| <b>03.2 Footwear including repairs</b>                                | 9.00             | 97.7        | 99.5        | 0.7                            | 2.1  | 0.6  | -2.1 | -2.2 | -0.8                             | 0.2  | -0.1 | 0.9  | 0.4  | 1.8  |
| <b>04.1 Actual rentals for housing</b>                                | 56.00            | 101.9       | 102.8       | 0.2                            | 0.1  | 1.0  | 1.2  | 1.2  | 1.2                              | 1.2  | 1.1  | 1.0  | 1.0  | 0.9  |
| <b>04.2 Owner occupiers housing costs</b>                             | 174.00           | 102.7       | 104.6       | 0.2                            | 0.2  | 2.6  | 2.5  | 2.5  | 2.4                              | 2.2  | 2.1  | 2.0  | 2.0  | 1.9  |
| <b>04.3 Regular maintenance and repair of the dwelling</b>            | 2.00             | 100.9       | 99.2        | 0.3                            | -0.3 | -1.2 | -0.6 | -1.0 | -0.7                             | -0.5 | -    | -0.7 | -1.0 | -1.6 |
| 04.3.1 Materials for maintenance and repair                           | 1.00             | 101.0       | 96.9        | 0.4                            | -0.7 | -3.1 | -2.1 | -2.7 | -2.2                             | -1.8 | -0.7 | -2.1 | -2.9 | -4.1 |
| 04.3.2 Services for maintenance and repair                            | 1.00             | 100.7       | 101.5       | 0.2                            | 0.1  | 0.7  | 0.8  | 0.8  | 0.8                              | 0.8  | 0.7  | 0.8  | 0.8  | 0.8  |
| <b>04.4 Water supply and misc. services for the dwelling</b>          | 9.00             | 101.2       | 103.0       | -                              | -    | 1.3  | 1.3  | 1.3  | 1.3                              | 1.8  | 1.8  | 1.8  | 1.8  | 1.8  |
| 04.4.1 Water supply                                                   | 4.00             | 100.5       | 101.8       | -                              | -    | 0.9  | 0.9  | 0.9  | 0.9                              | 1.4  | 1.4  | 1.4  | 1.4  | 1.4  |
| 04.4.3 Sewerage collection                                            | 5.00             | 102.0       | 104.1       | -                              | -    | 1.9  | 1.9  | 1.9  | 1.9                              | 2.1  | 2.1  | 2.1  | 2.1  | 2.1  |
| <b>04.5 Electricity, gas and other fuels</b>                          | 27.00            | 96.7        | 101.9       | -0.1                           | 0.1  | -0.7 | -0.3 | 0.1  | 1.3                              | 2.8  | 4.6  | 4.2  | 5.1  | 5.3  |
| 04.5.1 Electricity                                                    | 13.00            | 99.7        | 108.7       | -                              | -    | -0.2 | -0.2 | -0.2 | 0.8                              | 3.5  | 7.7  | 7.7  | 9.0  | 9.0  |
| 04.5.2 Gas                                                            | 12.00            | 93.3        | 93.3        | -                              | -    | -4.6 | -5.1 | -4.4 | -1.8                             | -1.0 | -0.5 | -0.5 | -    | -    |
| 04.5.3 Liquid fuels                                                   | 1.00             | 89.2        | 104.3       | -2.0                           | 4.5  | 34.7 | 56.8 | 61.2 | 42.0                             | 39.0 | 21.9 | 10.7 | 9.6  | 17.0 |
| 04.5.4 Solid fuels                                                    | 1.00             | 97.9        | 100.8       | 0.1                            | -    | 1.2  | 1.4  | 1.8  | 2.0                              | 1.8  | 1.6  | 2.3  | 3.0  | 2.9  |
| <b>04.9 Council tax and rates</b>                                     | 26.00            | 103.1       | 107.0       | -                              | -    | 2.8  | 2.8  | 2.8  | 2.8                              | 3.8  | 3.8  | 3.8  | 3.8  | 3.8  |
| <b>05.1 Furniture, furnishings and carpets</b>                        | 18.00            | 99.8        | 106.0       | 2.6                            | 3.3  | 2.3  | 0.9  | 1.4  | 1.6                              | 2.0  | 3.7  | 5.4  | 5.4  | 6.2  |
| 05.1.1 Furniture and furnishings                                      | 15.00            | 99.1        | 106.0       | 2.9                            | 4.0  | 1.8  | 0.3  | 0.8  | 1.3                              | 2.0  | 3.4  | 5.3  | 5.8  | 7.0  |
| 05.1.2 Carpets and other floor coverings                              | 3.00             | 102.8       | 105.5       | 1.3                            | -0.1 | 4.6  | 4.3  | 4.2  | 3.1                              | 1.8  | 4.8  | 5.3  | 4.1  | 2.6  |
| <b>05.2 Household textiles</b>                                        | 6.00             | 97.8        | 99.7        | 2.0                            | 2.5  | -0.8 | -0.9 | -0.1 | 0.5                              | -    | 2.4  | 3.2  | 1.4  | 1.9  |
| <b>05.3 Household appliances, fitting and repairs</b>                 | 7.00             | 99.4        | 105.4       | -0.3                           | 1.1  | 2.0  | 1.3  | 2.0  | 1.0                              | 3.4  | 1.9  | 3.4  | 4.5  | 6.0  |
| 05.3.1/2 Major appliances and small electric goods                    | 6.00             | 99.1        | 105.8       | -0.4                           | 1.3  | 1.7  | 1.3  | 2.2  | 1.0                              | 3.8  | 2.1  | 3.8  | 5.1  | 6.8  |
| 05.3.3 Repair of household appliances                                 | 1.00             | 101.9       | 102.8       | -                              | -    | 3.8  | 1.0  | 1.0  | 1.1                              | 1.1  | 0.8  | 0.9  | 0.9  | 0.9  |
| <b>05.4 Glassware, tableware and household utensils</b>               | 4.00             | 98.7        | 100.1       | 3.0                            | 1.8  | -3.4 | -2.1 | -0.5 | 0.6                              | -    | 1.2  | 1.8  | 2.7  | 1.4  |
| <b>05.5 Tools and equipment for house and garden</b>                  | 4.00             | 98.8        | 102.0       | -0.1                           | 0.5  | -1.5 | -1.7 | 0.1  | -0.2                             | 2.1  | 2.0  | 2.4  | 2.6  | 3.2  |
| <b>05.6 Goods and services for routine maintenance</b>                | 10.00            | 99.7        | 102.4       | 0.2                            | -0.3 | 0.5  | 2.5  | 2.4  | 1.6                              | 2.0  | 1.7  | 0.7  | 3.2  | 2.7  |
| 05.6.1 Non-durable household goods                                    | 4.00             | 92.8        | 96.0        | -                              | -1.2 | -3.7 | 1.2  | 1.1  | -0.5                             | 0.9  | 0.5  | -2.0 | 4.7  | 3.4  |
| 05.6.2 Domestic services and household services                       | 6.00             | 104.0       | 106.4       | 0.4                            | 0.3  | 2.9  | 3.1  | 2.9  | 2.7                              | 2.6  | 2.3  | 2.4  | 2.4  | 2.3  |

Key:- zero or negligible .. not available (nec) not elsewhere covered

# C1 CPIH: Detailed figures by divisions, groups and classes<sup>1</sup>

continued

|                                                              | Weights Index (2015=100) |       |       | Percentage change over 1 month |      |      |      |      | Percentage change over 12 months |      |      |      |      |      |
|--------------------------------------------------------------|--------------------------|-------|-------|--------------------------------|------|------|------|------|----------------------------------|------|------|------|------|------|
|                                                              | 2017                     | 2016  | 2017  | 2016                           | 2017 | 2016 | 2017 | 2016 | 2017                             | 2016 | 2017 | 2016 | 2017 |      |
|                                                              |                          | Aug   | Aug   | Aug                            | Aug  | Aug  | Dec  | Jan  | Feb                              | Mar  | Apr  | May  | Jun  | Jul  |
| <b>06.1 Medical products, appliances and equipment</b>       | 10.00                    | 101.4 | 103.1 | 0.2                            | -0.1 | 1.7  | 1.0  | 1.7  | 1.4                              | 1.2  | 1.4  | 1.4  | 1.9  | 1.6  |
| 06.1.1 Pharmaceutical products                               | 6.00                     | 102.3 | 104.5 | 0.3                            | -    | 2.5  | 1.5  | 2.4  | 2.0                              | 1.8  | 2.0  | 1.6  | 2.4  | 2.1  |
| 06.1.2/3 Other medical and therapeutic equipment             | 4.00                     | 100.0 | 101.0 | -0.1                           | -0.2 | 0.5  | 0.2  | 0.5  | 0.5                              | 0.3  | 0.6  | 1.0  | 1.1  | 1.0  |
| <b>06.2 Out-patient services</b>                             | 5.00                     | 102.3 | 104.5 | -                              | 0.3  | 2.4  | 2.1  | 2.1  | 2.1                              | 1.9  | 1.9  | 1.8  | 1.9  | 2.1  |
| 06.2.1/3 Medical services & paramedical services             | 3.00                     | 101.5 | 102.5 | 0.1                            | 0.3  | 1.1  | 0.6  | 0.8  | 0.8                              | 0.7  | 0.7  | 0.6  | 0.8  | 1.0  |
| 06.2.2 Dental services                                       | 2.00                     | 103.7 | 107.7 | -0.1                           | 0.1  | 4.3  | 4.3  | 4.2  | 3.9                              | 3.8  | 3.7  | 3.5  | 3.6  | 3.8  |
| <b>06.3 Hospital services</b>                                | 6.00                     | 105.1 | 109.8 | 0.1                            | -    | 3.5  | 3.4  | 3.5  | 3.4                              | 4.2  | 4.2  | 4.3  | 4.5  | 4.4  |
| <b>07.1 Purchase of vehicles</b>                             | 37.00                    | 97.6  | 99.0  | -0.6                           | -0.3 | -1.3 | -0.5 | 1.0  | 1.0                              | 1.2  | 1.1  | 0.7  | 1.1  | 1.4  |
| 07.1.1A New cars                                             | 21.00                    | 100.8 | 103.8 | 0.2                            | -0.3 | 1.1  | 2.4  | 2.7  | 2.9                              | 2.4  | 2.3  | 2.5  | 3.5  | 3.0  |
| 07.1.1B Second-hand cars                                     | 14.00                    | 93.1  | 91.5  | -1.6                           | -0.2 | -4.9 | -4.3 | -2.3 | -2.6                             | -1.0 | -1.2 | -2.3 | -3.1 | -1.7 |
| 07.1.2/3 Motorcycles and bicycles                            | 2.00                     | 94.0  | 101.1 | -3.6                           | -0.2 | -1.3 | -4.3 | 4.4  | 6.3                              | 2.7  | 4.2  | 3.3  | 3.9  | 7.5  |
| <b>07.2 Operation of personal transport equipment</b>        | 61.00                    | 100.5 | 105.2 | -0.6                           | 0.8  | 5.6  | 8.1  | 9.0  | 8.0                              | 7.0  | 5.1  | 3.8  | 3.2  | 4.7  |
| 07.2.1 Spare parts and accessories                           | 4.00                     | 100.6 | 104.6 | -0.1                           | 1.1  | 1.4  | 1.9  | 2.3  | 1.7                              | 2.0  | 2.3  | 2.6  | 2.8  | 4.0  |
| 07.2.2 Fuels and lubricants                                  | 26.00                    | 98.6  | 103.7 | -1.3                           | 1.6  | 10.0 | 16.8 | 19.4 | 17.1                             | 11.5 | 7.5  | 4.1  | 2.0  | 5.1  |
| 07.2.3 Maintenance and repairs                               | 20.00                    | 101.6 | 104.5 | 0.1                            | 0.2  | 2.1  | 1.5  | 1.3  | 1.5                              | 2.2  | 1.9  | 2.0  | 2.7  | 2.8  |
| 07.2.4 Other services                                        | 11.00                    | 103.7 | 110.4 | -0.2                           | -    | 2.2  | 2.2  | 1.9  | 1.4                              | 6.5  | 5.8  | 6.1  | 6.3  | 6.4  |
| <b>07.3 Transport services</b>                               | 28.00                    | 115.4 | 118.4 | 5.0                            | 2.9  | 4.9  | 6.1  | 7.8  | 0.7                              | 10.0 | 6.5  | 5.8  | 4.7  | 2.6  |
| 07.3.1 Passenger transport by railway                        | 11.00                    | 100.0 | 102.7 | -0.9                           | -0.8 | 1.1  | 2.3  | 1.9  | 0.9                              | 3.9  | 4.2  | 4.5  | 2.7  | 2.7  |
| 07.3.2 Passenger transport by road                           | 10.00                    | 104.4 | 112.8 | 1.0                            | 0.3  | 4.0  | 6.7  | 9.5  | 9.4                              | 9.9  | 8.8  | 8.8  | 8.9  | 8.1  |
| 07.3.3 Passenger transport by air                            | 4.00                     | 131.9 | 129.3 | 14.4                           | 10.9 | -1.3 | -1.6 | -1.3 | -22.8                            | 6.8  | -3.8 | -0.6 | 1.1  | -2.0 |
| 07.3.4 Passenger transport by sea and inland waterway        | 3.00                     | 131.4 | 129.3 | 9.1                            | 7.8  | 4.9  | -0.8 | 9.9  | 0.2                              | 11.4 | -0.8 | -2.1 | -0.5 | -1.7 |
| <b>08.1 Postal services</b>                                  | 1.00                     | 101.9 | 103.7 | -                              | -    | 1.5  | 1.5  | 1.5  | 1.5                              | 1.7  | 1.7  | 1.7  | 1.7  | 1.7  |
| <b>08.2/3 Telephone and telefax equipment and services</b>   | 20.00                    | 103.7 | 106.1 | 0.2                            | 1.7  | 1.7  | 2.1  | 2.3  | 2.9                              | 1.7  | 1.4  | 1.5  | 0.8  | 2.3  |
| <b>09.1 Audio-visual equipment and related products</b>      | 15.00                    | 94.2  | 97.7  | -0.5                           | 1.2  | -1.0 | -1.6 | 0.7  | 0.2                              | 1.2  | 4.3  | 2.2  | 1.9  | 3.7  |
| 09.1.1 Reception and reproduction of sound and pictures      | 3.00                     | 94.8  | 103.0 | -2.2                           | -0.3 | -1.3 | 2.0  | 4.3  | 4.1                              | 6.1  | 8.8  | 8.1  | 6.5  | 8.6  |
| 09.1.2 Photographic, cinematographic and optical equipment   | 2.00                     | 91.8  | 97.3  | 1.6                            | 2.8  | -0.9 | 3.4  | 5.1  | 5.7                              | 5.4  | 7.7  | 5.3  | 4.7  | 6.0  |
| 09.1.3 Data processing equipment                             | 5.00                     | 89.2  | 91.4  | 0.2                            | 3.6  | -3.5 | -4.9 | 0.2  | -0.2                             | -2.1 | 3.2  | -1.7 | -0.9 | 2.4  |
| 09.1.4 Recording media                                       | 4.00                     | 100.7 | 104.0 | -1.3                           | -1.0 | 3.1  | 0.5  | -0.8 | -2.9                             | 1.3  | 3.4  | 2.4  | 3.0  | 3.2  |
| 09.1.5 Repair of audio-visual equipment & related products   | 1.00                     | 100.7 | 102.0 | -                              | -0.1 | 0.9  | 0.9  | 0.6  | 0.6                              | 0.7  | 0.7  | 1.2  | 1.4  | 1.2  |
| <b>09.2 Oth. major durables for recreation &amp; culture</b> | 13.00                    | 101.0 | 105.1 | -                              | -    | 1.3  | 3.1  | 3.2  | 3.2                              | 4.0  | 4.0  | 4.1  | 4.0  | 4.0  |
| 09.2.1/2 Major durables for in/outdoor recreation            | 13.00                    | 101.0 | 105.1 | -                              | -    | 1.3  | 3.1  | 3.2  | 3.2                              | 4.0  | 4.0  | 4.1  | 4.0  | 4.0  |
| <b>09.3 Other recreational items, gardens and pets</b>       | 30.00                    | 98.4  | 97.4  | -0.9                           | -0.9 | -0.6 | -0.5 | 0.2  | 0.5                              | -2.0 | 0.1  | -0.6 | -1.0 | -1.0 |
| 09.3.1 Games, toys and hobbies                               | 16.00                    | 97.7  | 94.6  | -1.2                           | -1.6 | -1.3 | -1.2 | -1.0 | -0.3                             | -4.7 | -1.0 | -2.3 | -2.7 | -3.1 |
| 09.3.2 Equipment for sport and open-air recreation           | 3.00                     | 99.0  | 97.6  | -0.8                           | -0.3 | -2.2 | -0.6 | -0.7 | -0.1                             | 0.1  | -0.4 | -0.3 | -1.9 | -1.4 |
| 09.3.3 Gardens, plants and flowers                           | 4.00                     | 99.2  | 99.4  | -0.1                           | -0.7 | 0.3  | 1.3  | 1.1  | 0.7                              | 0.8  | 1.1  | 1.2  | 0.8  | 0.1  |
| 09.3.4/5 Pets, related products and services                 | 7.00                     | 99.5  | 103.0 | -0.6                           | 0.1  | 1.2  | 1.0  | 3.2  | 3.2                              | 2.3  | 3.1  | 2.9  | 2.9  | 3.6  |
| <b>09.4 Recreational and cultural services</b>               | 26.00                    | 105.8 | 107.0 | 0.1                            | 0.7  | 4.6  | 3.7  | 4.0  | 3.2                              | 1.9  | 2.2  | 0.9  | 0.5  | 1.1  |
| 09.4.1 Recreational and sporting services                    | 8.00                     | 104.0 | 108.1 | -                              | 0.3  | 5.3  | 4.8  | 4.4  | 4.2                              | 3.6  | 3.6  | 3.4  | 3.6  | 3.9  |
| 09.4.2 Cultural services                                     | 18.00                    | 106.6 | 106.6 | 0.2                            | 0.9  | 4.2  | 3.3  | 3.8  | 2.7                              | 1.3  | 1.6  | -    | -0.8 | -    |
| <b>09.5 Books, newspapers and stationery</b>                 | 9.00                     | 103.1 | 107.3 | -1.1                           | -2.3 | 3.7  | 3.3  | 4.9  | 5.7                              | 3.9  | 5.2  | 4.3  | 5.5  | 4.1  |
| 09.5.1 Books                                                 | 3.00                     | 102.2 | 106.0 | -2.9                           | -6.3 | 1.1  | -0.9 | 4.4  | 8.8                              | 7.2  | 6.2  | 4.9  | 7.6  | 3.7  |
| 09.5.2 Newspapers and periodicals                            | 3.00                     | 105.2 | 110.1 | 0.1                            | 0.4  | 5.6  | 7.6  | 6.0  | 5.3                              | 2.5  | 5.7  | 4.9  | 4.3  | 4.7  |
| 09.5.3/4 Misc. printed matter, stationery, drawing materials | 3.00                     | 101.2 | 105.9 | -0.8                           | -0.7 | 3.7  | 3.2  | 4.3  | 4.5                              | 4.0  | 5.2  | 4.2  | 4.5  | 4.7  |
| <b>09.6 Package holidays</b>                                 | 28.00                    | 100.1 | 103.0 | 0.3                            | 0.9  | -1.2 | -1.0 | -0.8 | -0.6                             | 0.6  | 1.6  | 1.9  | 2.3  | 2.9  |
| <b>10.0 Education</b>                                        | 17.00                    | 103.4 | 107.9 | -                              | -    | 4.3  | 4.3  | 4.3  | 4.3                              | 4.3  | 4.3  | 4.3  | 4.3  | 4.3  |
| <b>11.1 Catering services</b>                                | 77.00                    | 102.5 | 105.3 | 0.1                            | 0.1  | 2.5  | 2.5  | 2.6  | 2.7                              | 2.7  | 2.9  | 2.8  | 2.8  | 2.8  |
| 11.1.1 Restaurants & cafes                                   | 70.00                    | 102.6 | 105.6 | 0.2                            | 0.2  | 2.5  | 2.6  | 2.7  | 2.8                              | 2.8  | 2.9  | 2.9  | 3.0  | 2.9  |
| 11.1.2 Canteens                                              | 7.00                     | 101.4 | 102.6 | -0.1                           | -0.2 | 2.0  | 1.5  | 1.5  | 1.5                              | 1.5  | 2.2  | 1.6  | 1.2  | 1.2  |
| <b>11.2 Accommodation services</b>                           | 24.00                    | 103.4 | 109.5 | -2.5                           | -0.2 | 4.4  | 5.6  | 5.6  | 3.9                              | 4.4  | 3.5  | 4.4  | 3.3  | 5.8  |
| <b>12.1 Personal care</b>                                    | 25.00                    | 99.2  | 99.1  | -0.1                           | -0.2 | 0.6  | 0.1  | 0.2  | 0.7                              | 0.5  | 0.6  | 0.8  | 0.1  | -0.1 |
| 12.1.1 Hairdressing and personal grooming establishments     | 6.00                     | 102.7 | 104.8 | 0.2                            | -    | 2.0  | 2.0  | 2.4  | 2.3                              | 2.1  | 2.1  | 2.0  | 2.2  | 2.0  |
| 12.1.2/3 Appliances and products for personal care           | 19.00                    | 98.1  | 97.3  | -0.1                           | -0.3 | 0.1  | -0.5 | -0.5 | 0.2                              | -    | 0.2  | 0.4  | -0.6 | -0.8 |
| <b>12.3 Personal effects (nec)</b>                           | 11.00                    | 99.1  | 103.9 | 1.5                            | 2.1  | -0.8 | -0.4 | 1.1  | 3.5                              | 3.3  | 3.8  | 3.5  | 4.2  | 4.9  |
| 12.3.1 Jewellery, clocks and watches                         | 7.00                     | 101.9 | 106.9 | 2.4                            | 1.2  | 2.4  | 1.2  | 3.2  | 5.3                              | 5.0  | 5.9  | 5.1  | 6.1  | 4.9  |
| 12.3.2 Other personal effects                                | 4.00                     | 95.7  | 100.1 | 0.2                            | 3.8  | -5.1 | -3.0 | -2.0 | 1.0                              | 0.6  | 0.5  | 1.0  | 1.0  | 4.6  |
| <b>12.4 Social protection</b>                                | 13.00                    | 103.9 | 108.2 | 0.3                            | 0.2  | 3.7  | 3.7  | 3.9  | 4.0                              | 4.1  | 4.4  | 4.3  | 4.3  | 4.2  |
| <b>12.5 Insurance</b>                                        | 7.00                     | 109.3 | 118.0 | 0.3                            | 0.6  | 6.7  | 4.2  | 4.9  | 5.9                              | 6.8  | 5.5  | 5.6  | 7.6  | 8.0  |
| 12.5.2 House contents insurance                              | 2.00                     | 101.4 | 105.8 | 0.2                            | 1.3  | 1.1  | -1.8 | -1.3 | -0.1                             | 0.5  | 0.9  | 1.2  | 3.3  | 4.4  |
| 12.5.3 Health insurance                                      | 2.00                     | 108.8 | 113.7 | -                              | -    | 6.9  | 3.8  | 3.8  | 3.8                              | 3.2  | 3.2  | 3.2  | 4.5  | 4.5  |
| 12.5.4 Transport insurance                                   | 3.00                     | 113.7 | 128.0 | 0.5                            | 0.6  | 10.2 | 8.5  | 9.6  | 11.2                             | 13.6 | 10.1 | 10.1 | 12.4 | 12.6 |
| <b>12.6 Financial services (nec)</b>                         | 11.00                    | 99.5  | 98.6  | -0.2                           | -    | -0.8 | -0.5 | -0.7 | -0.6                             | -1.0 | -1.0 | -0.6 | -1.0 | -0.8 |
| 12.6.2 Other financial services (nec)                        | 11.00                    | 99.5  | 98.6  | -0.2                           | -    | -0.8 | -0.5 | -0.7 | -0.6                             | -1.0 | -1.0 | -0.6 | -1.0 | -0.8 |
| <b>12.7 Other services (nec)</b>                             | 10.00                    | 100.1 | 99.7  | 0.1                            | -0.2 | -1.7 | -1.0 | -1.0 | -0.8                             | -1.1 | -1.3 | -1.3 | -0.2 | -0.4 |

Key:- zero or negligible .. not available (nec) not elsewhere covered

Source: Office for National Statistics

<sup>1</sup> From the release of January data on 16 February 2016, CPI and CPIH indices have been re-referenced and published with 2015=100.

# D CPI: Detailed figures by division<sup>1,2</sup>

|                                            | Food and non-alcoholic beverages | Alcoholic beverages and tobacco | Clothing and footwear | Housing, water, electricity, gas & other fuels | Furniture, household equipment & routine maintenance | Health | Transport | Communication | Recreation and culture | Education | Restaurants and hotels | Miscellaneous goods and services | CPI (overall index) |
|--------------------------------------------|----------------------------------|---------------------------------|-----------------------|------------------------------------------------|------------------------------------------------------|--------|-----------|---------------|------------------------|-----------|------------------------|----------------------------------|---------------------|
| COICOP Division                            | 01                               | 02                              | 03                    | 04                                             | 05                                                   | 06     | 07        | 08            | 09                     | 10        | 11                     | 12                               |                     |
| <b>Weights</b>                             |                                  |                                 |                       |                                                |                                                      |        |           |               |                        |           |                        |                                  |                     |
|                                            | CHZR                             | CHZS                            | CHZT                  | CHZU                                           | CHZV                                                 | CHZW   | CHZX      | CHZY          | CHZZ                   | CJUJ      | CJUV                   | CJUW                             | CHZQ                |
| 2017                                       | 103.00                           | 43.00                           | 72.00                 | 118.00                                         | 61.00                                                | 26.00  | 160.00    | 25.00         | 148.00                 | 22.00     | 126.00                 | 96.00                            | 1000.00             |
| <b>Monthly indices (2005=100)</b>          |                                  |                                 |                       |                                                |                                                      |        |           |               |                        |           |                        |                                  |                     |
|                                            | D7BU                             | D7BV                            | D7BW                  | D7BX                                           | D7BY                                                 | D7BZ   | D7C2      | D7C3          | D7C4                   | D7C5      | D7C6                   | D7C7                             | D7BT                |
| 2015 Aug                                   | 99.5                             | 100.7                           | 98.2                  | 100.2                                          | 100.4                                                | 100.7  | 102.4     | 99.5          | 99.7                   | 98.7      | 100.3                  | 100.3                            | 100.3               |
| Sep                                        | 99.5                             | 100.7                           | 100.9                 | 100.0                                          | 101.1                                                | 100.7  | 99.9      | 99.9          | 99.7                   | 99.9      | 100.5                  | 100.3                            | 100.2               |
| Oct                                        | 99.1                             | 100.3                           | 102.9                 | 100.2                                          | 100.2                                                | 100.0  | 98.9      | 100.5         | 100.6                  | 103.4     | 100.6                  | 100.4                            | 100.3               |
| Nov                                        | 99.2                             | 100.1                           | 102.8                 | 100.3                                          | 100.0                                                | 99.8   | 98.2      | 101.1         | 100.6                  | 103.4     | 100.8                  | 100.7                            | 100.3               |
| Dec                                        | 99.0                             | 98.8                            | 101.5                 | 100.3                                          | 101.0                                                | 99.8   | 100.0     | 101.5         | 100.3                  | 103.4     | 100.7                  | 100.5                            | 100.3               |
| 2016 Jan                                   | 98.6                             | 101.2                           | 98.3                  | 100.2                                          | 98.7                                                 | 101.1  | 97.5      | 101.0         | 99.5                   | 103.4     | 100.4                  | 100.7                            | 99.5                |
| Feb                                        | 98.8                             | 100.6                           | 99.6                  | 100.1                                          | 100.3                                                | 101.1  | 97.5      | 101.8         | 99.4                   | 103.4     | 100.9                  | 100.8                            | 99.8                |
| Mar                                        | 98.1                             | 100.3                           | 100.6                 | 99.9                                           | 101.1                                                | 101.3  | 99.1      | 101.4         | 99.7                   | 103.4     | 101.4                  | 100.8                            | 100.2               |
| Apr                                        | 98.0                             | 101.1                           | 100.3                 | 99.8                                           | 99.5                                                 | 102.2  | 99.0      | 101.6         | 100.5                  | 103.4     | 101.9                  | 100.8                            | 100.2               |
| May                                        | 97.6                             | 101.5                           | 100.1                 | 99.9                                           | 100.0                                                | 102.4  | 99.9      | 102.5         | 100.1                  | 103.4     | 102.4                  | 100.9                            | 100.4               |
| Jun                                        | 97.2                             | 101.1                           | 99.4                  | 100.0                                          | 99.6                                                 | 102.6  | 100.9     | 103.1         | 100.8                  | 103.4     | 102.6                  | 100.9                            | 100.6               |
| Jul                                        | 96.9                             | 101.4                           | 96.0                  | 100.1                                          | 98.0                                                 | 102.6  | 102.6     | 103.4         | 100.7                  | 103.4     | 103.0                  | 100.8                            | 100.6               |
| Aug                                        | 97.3                             | 102.1                           | 97.0                  | 100.2                                          | 99.3                                                 | 102.7  | 103.5     | 103.6         | 100.4                  | 103.4     | 102.6                  | 101.1                            | 100.9               |
| Sep                                        | 97.3                             | 102.5                           | 102.0                 | 100.3                                          | 99.7                                                 | 103.0  | 101.1     | 103.5         | 100.5                  | 105.7     | 103.4                  | 101.6                            | 101.1               |
| Oct                                        | 96.8                             | 102.4                           | 102.3                 | 100.5                                          | 100.2                                                | 102.0  | 101.1     | 103.7         | 100.8                  | 107.9     | 103.3                  | 101.6                            | 101.2               |
| Nov                                        | 97.2                             | 101.8                           | 103.7                 | 100.5                                          | 100.8                                                | 102.1  | 100.7     | 103.8         | 101.2                  | 107.9     | 103.5                  | 101.8                            | 101.4               |
| Dec                                        | 97.9                             | 101.3                           | 102.7                 | 100.7                                          | 101.7                                                | 102.2  | 103.7     | 103.2         | 101.2                  | 107.9     | 103.5                  | 101.5                            | 101.9               |
| 2017 Jan                                   | 98.1                             | 103.6                           | 98.3                  | 100.8                                          | 99.1                                                 | 103.1  | 103.0     | 103.1         | 100.4                  | 107.9     | 103.4                  | 101.6                            | 101.4               |
| Feb                                        | 98.9                             | 103.5                           | 99.5                  | 100.9                                          | 101.5                                                | 103.5  | 104.2     | 104.1         | 100.9                  | 107.9     | 104.2                  | 101.9                            | 102.1               |
| Mar                                        | 99.3                             | 105.2                           | 101.6                 | 101.0                                          | 102.2                                                | 103.5  | 103.7     | 104.2         | 101.3                  | 107.9     | 104.4                  | 102.6                            | 102.5               |
| Apr                                        | 99.5                             | 105.6                           | 102.7                 | 101.4                                          | 101.2                                                | 104.6  | 105.3     | 103.3         | 101.5                  | 107.9     | 105.0                  | 102.5                            | 102.9               |
| May                                        | 99.6                             | 106.5                           | 103.2                 | 102.0                                          | 102.4                                                | 104.9  | 104.6     | 103.9         | 102.5                  | 107.9     | 105.6                  | 102.6                            | 103.3               |
| Jun                                        | 99.4                             | 106.3                           | 102.1                 | 102.0                                          | 102.8                                                | 105.0  | 104.6     | 104.6         | 102.3                  | 107.9     | 105.9                  | 102.7                            | 103.3               |
| Jul                                        | 99.4                             | 106.6                           | 99.1                  | 102.3                                          | 101.7                                                | 105.4  | 105.7     | 104.2         | 102.1                  | 107.9     | 106.2                  | 102.7                            | 103.2               |
| Aug                                        | 99.4                             | 106.7                           | 101.5                 | 102.4                                          | 103.5                                                | 105.4  | 106.8     | 105.9         | 102.3                  | 107.9     | 106.3                  | 103.0                            | 103.8               |
| <b>Percentage change on a year earlier</b> |                                  |                                 |                       |                                                |                                                      |        |           |               |                        |           |                        |                                  |                     |
|                                            | D7G8                             | D7G9                            | D7GA                  | D7GB                                           | D7GC                                                 | D7GD   | D7GE      | D7GF          | D7GG                   | D7GH      | D7GI                   | D7GJ                             | D7G7                |
| 2015 Aug                                   | -2.4                             | 2.1                             | 0.6                   | 0.4                                            | 0.4                                                  | 1.8    | -2.6      | 1.1           | -0.9                   | 10.0      | 1.8                    | 0.8                              | -                   |
| Sep                                        | -2.3                             | 1.4                             | -0.6                  | 0.1                                            | 0.5                                                  | 2.0    | -2.7      | 1.4           | -0.8                   | 9.1       | 1.8                    | 0.6                              | -0.1                |
| Oct                                        | -2.7                             | 0.3                             | 0.8                   | 0.2                                            | 0.6                                                  | 1.7    | -2.6      | 2.0           | -0.4                   | 4.8       | 1.6                    | 0.8                              | -0.1                |
| Nov                                        | -2.4                             | 1.4                             | -                     | 0.3                                            | 0.4                                                  | 1.7    | -2.1      | 2.9           | -0.1                   | 4.8       | 1.8                    | 1.3                              | 0.1                 |
| Dec                                        | -2.9                             | 0.3                             | -0.3                  | 0.3                                            | -0.2                                                 | 1.5    | -0.2      | 2.7           | -0.3                   | 4.8       | 1.7                    | 1.1                              | 0.2                 |
| 2016 Jan                                   | -2.6                             | 1.3                             | 0.4                   | 0.4                                            | -0.1                                                 | 2.1    | -0.7      | 2.2           | -0.1                   | 4.8       | 1.6                    | 1.4                              | 0.3                 |
| Feb                                        | -2.3                             | 1.2                             | 0.3                   | 0.3                                            | 0.2                                                  | 2.0    | -1.1      | 2.1           | -0.1                   | 4.8       | 1.9                    | 1.2                              | 0.3                 |
| Mar                                        | -2.7                             | 1.0                             | 1.4                   | 0.4                                            | 0.6                                                  | 1.8    | -0.1      | 1.4           | -0.2                   | 4.8       | 2.1                    | 1.0                              | 0.5                 |
| Apr                                        | -2.5                             | 1.3                             | 0.3                   | -0.1                                           | 0.3                                                  | 2.0    | -1.3      | 1.7           | 0.4                    | 4.8       | 2.3                    | 1.0                              | 0.3                 |
| May                                        | -2.8                             | 1.0                             | -0.4                  | -                                              | 0.2                                                  | 1.9    | -1.0      | 2.8           | 0.1                    | 4.8       | 2.6                    | 1.3                              | 0.3                 |
| Jun                                        | -2.9                             | 0.5                             | -0.7                  | 0.1                                            | -0.5                                                 | 2.7    | -0.2      | 3.7           | 0.8                    | 4.8       | 2.3                    | 1.1                              | 0.5                 |
| Jul                                        | -2.6                             | 1.8                             | -0.7                  | -0.1                                           | -0.8                                                 | 1.8    | 0.2       | 3.6           | 0.6                    | 4.8       | 2.7                    | 0.9                              | 0.6                 |
| Aug                                        | -2.2                             | 1.4                             | -1.2                  | -0.1                                           | -1.0                                                 | 2.0    | 1.0       | 4.1           | 0.7                    | 4.8       | 2.3                    | 0.8                              | 0.6                 |
| Sep                                        | -2.3                             | 1.7                             | 1.0                   | 0.2                                            | -1.4                                                 | 2.2    | 1.2       | 3.6           | 0.8                    | 5.9       | 2.9                    | 1.3                              | 1.0                 |
| Oct                                        | -2.4                             | 2.1                             | -0.7                  | 0.3                                            | 0.1                                                  | 2.0    | 2.3       | 3.1           | 0.2                    | 4.3       | 2.6                    | 1.1                              | 0.9                 |
| Nov                                        | -2.0                             | 1.7                             | 0.9                   | 0.2                                            | 0.8                                                  | 2.3    | 2.5       | 2.6           | 0.7                    | 4.3       | 2.6                    | 1.1                              | 1.2                 |
| Dec                                        | -1.1                             | 2.4                             | 1.2                   | 0.4                                            | 0.6                                                  | 2.4    | 3.7       | 1.7           | 0.9                    | 4.3       | 2.8                    | 1.0                              | 1.6                 |
| 2017 Jan                                   | -0.5                             | 2.4                             | -                     | 0.6                                            | 0.5                                                  | 2.0    | 5.7       | 2.1           | 0.9                    | 4.3       | 3.0                    | 0.8                              | 1.8                 |
| Feb                                        | 0.2                              | 2.8                             | -0.1                  | 0.7                                            | 1.1                                                  | 2.3    | 6.9       | 2.2           | 1.6                    | 4.3       | 3.2                    | 1.1                              | 2.3                 |
| Mar                                        | 1.2                              | 4.9                             | 0.9                   | 1.1                                            | 1.1                                                  | 2.2    | 4.7       | 2.8           | 1.6                    | 4.3       | 2.9                    | 1.8                              | 2.3                 |
| Apr                                        | 1.5                              | 4.4                             | 2.4                   | 1.6                                            | 1.7                                                  | 2.3    | 6.4       | 1.7           | 1.0                    | 4.3       | 3.1                    | 1.7                              | 2.7                 |
| May                                        | 2.1                              | 4.9                             | 3.1                   | 2.1                                            | 2.4                                                  | 2.4    | 4.7       | 1.4           | 2.3                    | 4.3       | 3.1                    | 1.7                              | 2.9                 |
| Jun                                        | 2.3                              | 5.1                             | 2.7                   | 2.0                                            | 3.2                                                  | 2.4    | 3.7       | 1.5           | 1.5                    | 4.3       | 3.3                    | 1.7                              | 2.6                 |
| Jul                                        | 2.6                              | 5.1                             | 3.2                   | 2.2                                            | 3.8                                                  | 2.7    | 3.1       | 0.8           | 1.4                    | 4.3       | 3.1                    | 1.9                              | 2.6                 |
| Aug                                        | 2.1                              | 4.5                             | 4.6                   | 2.2                                            | 4.2                                                  | 2.6    | 3.2       | 2.2           | 1.8                    | 4.3       | 3.5                    | 1.9                              | 2.9                 |

Key: - zero or negligible

Source: Office for National Statistics

1 From the release of January consumer price inflation data on 16 February 2016, CPIH and CPI indices have been re-referenced and published with 2015=100. Full historic series for each of the re-referenced indices are available for users to view or download. Regular re-referencing of indices is methodological good practice as it avoids rounding issues that can arise from small index values. Please note that re-referencing does not impact on published inflation rates, although when using the indices to calculate inflation rates, it is important to use indices that are referenced on the same year. Re-referencing does not impact on RPI. For more information, please contact [cpi@ons.gsi.gov.uk](mailto:cpi@ons.gsi.gov.uk).

2 More detailed CPIH, CPI and RPI data are available at: <http://www.ons.gov.uk>.

# D1 CPIH: Detailed figures by division<sup>1, 2</sup>

|                                            | Food and non-alcoholic beverages | Alcoholic beverages and tobacco | Clothing and footwear | Housing, water, electricity, gas & other fuels | Furniture, household equipment & routine maintenance | Health | Transport | Communication | Recreation and culture | Education | Restaurants and hotels | Miscellaneous goods and services | CPIH (overall index) |
|--------------------------------------------|----------------------------------|---------------------------------|-----------------------|------------------------------------------------|------------------------------------------------------|--------|-----------|---------------|------------------------|-----------|------------------------|----------------------------------|----------------------|
| COICOP Division                            | 1                                | 2                               | 3                     | 4                                              | 5                                                    | 6      | 7         | 8             | 9                      | 10        | 11                     | 12                               |                      |
| <b>Weights</b>                             |                                  |                                 |                       |                                                |                                                      |        |           |               |                        |           |                        |                                  |                      |
|                                            | L5CZ                             | L5D2                            | L5D3                  | L5D4                                           | L5D5                                                 | L5D6   | L5D7      | L5D8          | L5D9                   | L5DA      | L5DB                   | L5DC                             | L5CY                 |
| 2017                                       | 81.00                            | 34.00                           | 58.00                 | 294.00                                         | 49.00                                                | 21.00  | 126.00    | 21.00         | 121.00                 | 17.00     | 101.00                 | 77.00                            | 1 000.00             |
| <b>Monthly indices (2015=100)</b>          |                                  |                                 |                       |                                                |                                                      |        |           |               |                        |           |                        |                                  |                      |
|                                            | L523                             | L524                            | L525                  | L5PG                                           | L527                                                 | L528   | L529      | L52A          | L52B                   | L52C      | L52D                   | L52E                             | L522                 |
| 2015 Aug                                   | 99.5                             | 100.7                           | 98.2                  | 100.2                                          | 100.4                                                | 100.7  | 102.6     | 99.5          | 99.7                   | 98.7      | 100.3                  | 100.2                            | 100.3                |
| Sep                                        | 99.5                             | 100.7                           | 100.9                 | 100.2                                          | 101.2                                                | 100.7  | 99.9      | 99.9          | 99.8                   | 99.9      | 100.5                  | 100.3                            | 100.2                |
| Oct                                        | 99.1                             | 100.3                           | 102.9                 | 100.4                                          | 100.1                                                | 100.0  | 98.8      | 100.6         | 100.6                  | 103.4     | 100.6                  | 100.4                            | 100.3                |
| Nov                                        | 99.2                             | 100.1                           | 102.8                 | 100.5                                          | 99.9                                                 | 99.8   | 98.2      | 101.1         | 100.6                  | 103.4     | 100.8                  | 100.7                            | 100.3                |
| Dec                                        | 99.0                             | 98.8                            | 101.5                 | 100.6                                          | 101.0                                                | 99.8   | 100.0     | 101.5         | 100.3                  | 103.4     | 100.7                  | 100.5                            | 100.4                |
| 2016 Jan                                   | 98.7                             | 101.2                           | 98.3                  | 100.8                                          | 98.6                                                 | 101.2  | 97.6      | 101.1         | 99.5                   | 103.4     | 100.4                  | 100.7                            | 99.9                 |
| Feb                                        | 98.8                             | 100.6                           | 99.6                  | 100.8                                          | 100.3                                                | 101.2  | 97.5      | 101.9         | 99.4                   | 103.4     | 100.9                  | 100.7                            | 100.1                |
| Mar                                        | 98.1                             | 100.3                           | 100.6                 | 100.9                                          | 101.0                                                | 101.4  | 99.1      | 101.4         | 99.8                   | 103.4     | 101.4                  | 100.7                            | 100.4                |
| Apr                                        | 98.0                             | 101.1                           | 100.3                 | 101.2                                          | 99.5                                                 | 102.3  | 99.0      | 101.6         | 100.6                  | 103.4     | 101.9                  | 100.7                            | 100.6                |
| May                                        | 97.6                             | 101.5                           | 100.1                 | 101.4                                          | 100.0                                                | 102.5  | 99.9      | 102.5         | 100.2                  | 103.4     | 102.4                  | 100.8                            | 100.8                |
| Jun                                        | 97.2                             | 101.2                           | 99.4                  | 101.6                                          | 99.6                                                 | 102.6  | 100.9     | 103.1         | 100.8                  | 103.4     | 102.5                  | 100.9                            | 101.0                |
| Jul                                        | 96.9                             | 101.4                           | 96.1                  | 101.7                                          | 98.0                                                 | 102.7  | 102.5     | 103.4         | 100.7                  | 103.4     | 103.0                  | 100.8                            | 100.9                |
| Aug                                        | 97.3                             | 102.1                           | 97.0                  | 101.9                                          | 99.3                                                 | 102.8  | 103.3     | 103.7         | 100.5                  | 103.4     | 102.6                  | 101.0                            | 101.2                |
| Sep                                        | 97.2                             | 102.5                           | 102.0                 | 102.0                                          | 99.7                                                 | 103.1  | 101.1     | 103.6         | 100.6                  | 105.7     | 103.4                  | 101.5                            | 101.5                |
| Oct                                        | 96.7                             | 102.4                           | 102.2                 | 102.3                                          | 100.2                                                | 102.0  | 101.1     | 103.7         | 100.8                  | 107.9     | 103.2                  | 101.5                            | 101.6                |
| Nov                                        | 97.1                             | 101.9                           | 103.7                 | 102.4                                          | 100.8                                                | 102.1  | 100.8     | 103.8         | 101.3                  | 107.9     | 103.4                  | 101.7                            | 101.8                |
| Dec                                        | 97.9                             | 101.3                           | 102.7                 | 102.6                                          | 101.6                                                | 102.3  | 103.6     | 103.3         | 101.2                  | 107.9     | 103.5                  | 101.5                            | 102.2                |
| 2017 Jan                                   | 98.2                             | 103.7                           | 98.4                  | 102.8                                          | 99.1                                                 | 103.1  | 102.8     | 103.2         | 100.5                  | 107.9     | 103.4                  | 101.6                            | 101.8                |
| Feb                                        | 99.0                             | 103.5                           | 99.5                  | 102.8                                          | 101.4                                                | 103.5  | 104.0     | 104.1         | 101.0                  | 107.9     | 104.1                  | 101.9                            | 102.4                |
| Mar                                        | 99.3                             | 105.2                           | 101.6                 | 102.9                                          | 102.1                                                | 103.5  | 103.5     | 104.3         | 101.4                  | 107.9     | 104.4                  | 102.5                            | 102.7                |
| Apr                                        | 99.5                             | 105.6                           | 102.7                 | 103.4                                          | 101.2                                                | 104.5  | 105.1     | 103.3         | 101.6                  | 107.9     | 105.0                  | 102.4                            | 103.2                |
| May                                        | 99.6                             | 106.5                           | 103.2                 | 103.7                                          | 102.3                                                | 104.8  | 104.3     | 104.0         | 102.5                  | 107.9     | 105.6                  | 102.6                            | 103.5                |
| Jun                                        | 99.5                             | 106.3                           | 102.1                 | 103.7                                          | 102.8                                                | 105.0  | 104.4     | 104.6         | 102.4                  | 107.9     | 105.9                  | 102.7                            | 103.5                |
| Jul                                        | 99.4                             | 106.6                           | 99.1                  | 103.9                                          | 101.6                                                | 105.3  | 105.5     | 104.2         | 102.3                  | 107.9     | 106.2                  | 102.7                            | 103.5                |
| Aug                                        | 99.5                             | 106.7                           | 101.5                 | 104.1                                          | 103.5                                                | 105.3  | 106.5     | 106.0         | 102.4                  | 107.9     | 106.2                  | 103.0                            | 104.0                |
| <b>Percentage change on a year earlier</b> |                                  |                                 |                       |                                                |                                                      |        |           |               |                        |           |                        |                                  |                      |
|                                            | L55P                             | L55Q                            | L55R                  | L55S                                           | L55T                                                 | L55U   | L55V      | L55W          | L55X                   | L55Y      | L55Z                   | L562                             | L55O                 |
| 2015 Aug                                   | -2.4                             | 2.0                             | 0.6                   | 1.2                                            | 0.5                                                  | 1.7    | -2.5      | 1.1           | -0.8                   | 10.0      | 1.8                    | 0.8                              | 0.4                  |
| Sep                                        | -2.2                             | 1.4                             | -0.6                  | 1.2                                            | 0.6                                                  | 2.0    | -2.7      | 1.4           | -0.7                   | 9.1       | 1.8                    | 0.5                              | 0.2                  |
| Oct                                        | -2.7                             | 0.3                             | 0.8                   | 1.2                                            | 0.7                                                  | 1.6    | -2.7      | 2.0           | -0.3                   | 4.8       | 1.6                    | 0.7                              | 0.2                  |
| Nov                                        | -2.4                             | 1.4                             | -                     | 1.3                                            | 0.4                                                  | 1.7    | -2.1      | 2.9           | -0.1                   | 4.8       | 1.8                    | 1.2                              | 0.4                  |
| Dec                                        | -2.9                             | 0.3                             | -0.3                  | 1.3                                            | -0.2                                                 | 1.5    | -0.2      | 2.7           | -0.2                   | 4.8       | 1.7                    | 1.1                              | 0.5                  |
| 2016 Jan                                   | -2.6                             | 1.3                             | 0.4                   | 1.3                                            | -                                                    | 2.2    | -0.5      | 2.2           | -                      | 4.8       | 1.6                    | 1.4                              | 0.6                  |
| Feb                                        | -2.2                             | 1.1                             | 0.3                   | 1.3                                            | 0.2                                                  | 2.1    | -0.9      | 2.1           | -0.1                   | 4.8       | 1.9                    | 1.1                              | 0.6                  |
| Mar                                        | -2.8                             | 1.0                             | 1.4                   | 1.4                                            | 0.5                                                  | 1.8    | -0.1      | 1.4           | -0.1                   | 4.8       | 2.1                    | 0.9                              | 0.8                  |
| Apr                                        | -2.5                             | 1.3                             | 0.3                   | 1.5                                            | 0.2                                                  | 2.1    | -1.3      | 1.7           | 0.5                    | 4.8       | 2.3                    | 0.9                              | 0.7                  |
| May                                        | -2.8                             | 1.0                             | -0.4                  | 1.6                                            | 0.1                                                  | 2.0    | -1.0      | 2.9           | 0.2                    | 4.8       | 2.6                    | 1.2                              | 0.7                  |
| Jun                                        | -3.0                             | 0.5                             | -0.7                  | 1.6                                            | -0.6                                                 | 2.8    | -0.3      | 3.7           | 0.9                    | 4.8       | 2.3                    | 1.1                              | 0.8                  |
| Jul                                        | -2.6                             | 1.8                             | -0.7                  | 1.6                                            | -0.8                                                 | 1.9    | 0.1       | 3.7           | 0.7                    | 4.8       | 2.7                    | 0.9                              | 0.9                  |
| Aug                                        | -2.2                             | 1.4                             | -1.2                  | 1.6                                            | -1.1                                                 | 2.1    | 0.7       | 4.2           | 0.7                    | 4.8       | 2.3                    | 0.8                              | 1.0                  |
| Sep                                        | -2.3                             | 1.8                             | 1.0                   | 1.8                                            | -1.4                                                 | 2.3    | 1.2       | 3.6           | 0.8                    | 5.9       | 2.9                    | 1.2                              | 1.3                  |
| Oct                                        | -2.4                             | 2.1                             | -0.7                  | 1.9                                            | 0.1                                                  | 2.0    | 2.3       | 3.1           | 0.2                    | 4.3       | 2.6                    | 1.1                              | 1.3                  |
| Nov                                        | -2.1                             | 1.7                             | 0.9                   | 1.8                                            | 0.8                                                  | 2.3    | 2.7       | 2.6           | 0.7                    | 4.3       | 2.6                    | 1.0                              | 1.5                  |
| Dec                                        | -1.1                             | 2.5                             | 1.2                   | 1.9                                            | 0.6                                                  | 2.4    | 3.6       | 1.7           | 0.9                    | 4.3       | 2.8                    | 1.0                              | 1.8                  |
| 2017 Jan                                   | -0.5                             | 2.5                             | -                     | 2.0                                            | 0.4                                                  | 1.9    | 5.3       | 2.1           | 1.0                    | 4.3       | 3.0                    | 0.8                              | 1.9                  |
| Feb                                        | 0.2                              | 2.9                             | -                     | 2.0                                            | 1.1                                                  | 2.3    | 6.6       | 2.2           | 1.6                    | 4.3       | 3.2                    | 1.1                              | 2.3                  |
| Mar                                        | 1.3                              | 4.9                             | 1.0                   | 2.0                                            | 1.1                                                  | 2.1    | 4.4       | 2.8           | 1.6                    | 4.3       | 2.9                    | 1.8                              | 2.3                  |
| Apr                                        | 1.6                              | 4.4                             | 2.4                   | 2.2                                            | 1.7                                                  | 2.2    | 6.2       | 1.7           | 1.0                    | 4.3       | 3.1                    | 1.7                              | 2.6                  |
| May                                        | 2.1                              | 4.9                             | 3.1                   | 2.2                                            | 2.4                                                  | 2.3    | 4.5       | 1.4           | 2.3                    | 4.3       | 3.1                    | 1.7                              | 2.7                  |
| Jun                                        | 2.4                              | 5.1                             | 2.7                   | 2.1                                            | 3.2                                                  | 2.3    | 3.5       | 1.5           | 1.6                    | 4.3       | 3.3                    | 1.8                              | 2.6                  |
| Jul                                        | 2.6                              | 5.1                             | 3.2                   | 2.2                                            | 3.7                                                  | 2.6    | 3.0       | 0.8           | 1.5                    | 4.3       | 3.1                    | 1.9                              | 2.6                  |
| Aug                                        | 2.2                              | 4.5                             | 4.6                   | 2.2                                            | 4.2                                                  | 2.5    | 3.2       | 2.2           | 1.9                    | 4.3       | 3.5                    | 2.0                              | 2.7                  |

Key: - zero or negligible

Source: Office for National Statistics

1 From the release of January consumer price inflation data on 16 February 2016, CPIH & CPI indices have been re-referenced and published with 2015=100. Full historic series for each of the re-referenced indices are available for users to view or download. Regular re-referencing of indices is methodological good practice as it avoids rounding issues that can arise from small index values. Please note that re-referencing does not impact on published inflation rates, although when using the indices to calculate inflation rates, it is important to use indices that are referenced on the same year. Re-referencing does not impact on RPI. For more information, please contact [cpi@ons.gsi.gov.uk](mailto:cpi@ons.gsi.gov.uk).

2 More detailed CPIH, CPI and RPI data are available at: <http://www.ons.gsi.gov.uk>.

# E CPI: Detailed goods and services breakdown<sup>1</sup>

|                                                    | Weights  | Index (2015=100) |       |       |       |       |       | Percentage change over 12 months |      |      |      |      |      | Percentage change over |
|----------------------------------------------------|----------|------------------|-------|-------|-------|-------|-------|----------------------------------|------|------|------|------|------|------------------------|
|                                                    |          |                  |       |       |       |       |       | Percentage change over 12 months |      |      |      |      |      | 1 month                |
|                                                    |          | 2017             | 2017  | 2017  | 2017  | 2017  | 2017  | 2017                             | 2017 | 2017 | 2017 | 2017 | 2017 | 2017                   |
|                                                    |          | Mar              | Apr   | May   | Jun   | Jul   | Aug   | Mar                              | Apr  | May  | Jun  | Jul  | Aug  | Aug                    |
| <b>CPI (overall index)</b>                         | 1 000.00 | 102.5            | 102.9 | 103.3 | 103.3 | 103.2 | 103.8 | 2.3                              | 2.7  | 2.9  | 2.6  | 2.6  | 2.9  | 0.6                    |
| <b>All goods</b>                                   | 525.00   | 101.2            | 101.1 | 101.7 | 101.3 | 100.7 | 101.3 | 2.5                              | 2.4  | 2.9  | 2.6  | 2.7  | 3.1  | 0.6                    |
| <b>Food, alcoholic beverages &amp; tobacco</b>     | 146.00   | 101.0            | 101.2 | 101.6 | 101.4 | 101.4 | 101.5 | 2.2                              | 2.4  | 2.9  | 3.1  | 3.3  | 2.8  | -                      |
| Processed food & non-alcoholic beverages           | 57.00    | 99.1             | 99.4  | 99.9  | 99.5  | 99.9  | 100.0 | 0.9                              | 0.7  | 1.3  | 1.7  | 2.3  | 1.7  | 0.1                    |
| Non-processed food                                 | 46.00    | 99.4             | 99.6  | 99.3  | 99.3  | 98.8  | 98.8  | 1.6                              | 2.5  | 3.0  | 3.0  | 2.8  | 2.7  | -0.1                   |
| Seasonal food                                      | 26.00    | 101.6            | 101.3 | 100.9 | 100.6 | 100.2 | 100.1 | 2.8                              | 3.4  | 3.7  | 4.2  | 3.3  | 3.5  | -0.1                   |
| Meat                                               | 20.00    | 96.7             | 97.5  | 97.2  | 97.6  | 97.1  | 97.0  | 0.0                              | 1.4  | 2.1  | 1.4  | 2.2  | 1.7  | -0.1                   |
| Alcoholic beverages & tobacco                      | 43.00    | 105.2            | 105.6 | 106.5 | 106.3 | 106.6 | 106.7 | 4.9                              | 4.4  | 4.9  | 5.1  | 5.1  | 4.5  | 0.1                    |
| <b>Industrial goods</b>                            | 379.00   | 101.3            | 101.1 | 101.7 | 101.3 | 100.4 | 101.2 | 2.5                              | 2.4  | 3.0  | 2.4  | 2.4  | 3.2  | 0.8                    |
| Energy                                             | 67.00    | 102.6            | 102.3 | 102.9 | 102.4 | 102.2 | 103.0 | 8.6                              | 7.0  | 6.1  | 4.3  | 3.7  | 5.3  | 0.8                    |
| Electricity, gas & miscellaneous energy            | 33.00    | 97.0             | 98.0  | 100.3 | 100.3 | 101.2 | 101.2 | -0.4                             | 1.4  | 3.8  | 3.8  | 4.7  | 4.7  | -                      |
| Liquid fuels, vehicle fuels & lubricants           | 34.00    | 107.4            | 105.8 | 104.6 | 103.5 | 102.2 | 103.9 | 17.9                             | 12.4 | 8.1  | 4.4  | 2.4  | 5.6  | 1.7                    |
| Non-energy industrial goods                        | 312.00   | 101.2            | 100.9 | 101.5 | 101.1 | 100.1 | 100.9 | 1.3                              | 1.4  | 2.3  | 2.0  | 2.2  | 2.8  | 0.8                    |
| Clothing & footwear goods                          | 71.00    | 101.5            | 102.7 | 103.2 | 102.1 | 99.0  | 101.4 | 0.9                              | 2.4  | 3.1  | 2.7  | 3.2  | 4.7  | 2.4                    |
| Housing goods                                      | 58.00    | 101.5            | 100.6 | 101.8 | 102.2 | 101.0 | 102.8 | 0.8                              | 1.4  | 2.3  | 3.1  | 3.6  | 4.1  | 1.8                    |
| Household goods                                    | 52.00    | 101.7            | 100.5 | 101.9 | 102.4 | 100.9 | 103.0 | 0.8                              | 1.6  | 2.5  | 3.4  | 4.1  | 4.5  | 2.1                    |
| Water supply; materials for maintenance & repair   | 6.00     | 100.2            | 101.3 | 101.3 | 101.3 | 101.2 | 101.1 | 0.5                              | 0.9  | 1.0  | 0.8  | 0.7  | 0.5  | -0.1                   |
| Medical products, appliances & equipment           | 12.00    | 102.2            | 102.5 | 102.9 | 102.9 | 103.2 | 103.1 | 1.4                              | 1.2  | 1.4  | 1.4  | 1.9  | 1.6  | -0.1                   |
| Vehicles, spare parts & accessories                | 53.00    | 100.4            | 100.1 | 100.1 | 99.5  | 99.8  | 99.7  | 1.1                              | 1.3  | 1.3  | 1.0  | 1.2  | 1.7  | -0.1                   |
| Recreational goods                                 | 80.00    | 100.9            | 99.9  | 101.2 | 100.8 | 100.5 | 100.1 | 1.8                              | 0.7  | 2.7  | 1.6  | 1.4  | 1.7  | -0.4                   |
| Audio-visual goods                                 | 17.00    | 95.8             | 95.7  | 97.9  | 96.5  | 95.8  | 97.2  | 0.2                              | 1.0  | 4.5  | 1.9  | 1.7  | 3.8  | 1.5                    |
| Other recreational goods                           | 63.00    | 102.6            | 101.4 | 102.3 | 102.2 | 102.0 | 101.1 | 2.3                              | 0.6  | 2.2  | 1.5  | 1.3  | 1.1  | -0.9                   |
| Miscellaneous goods                                | 38.00    | 100.7            | 100.2 | 100.1 | 99.8  | 99.2  | 99.8  | 1.4                              | 1.3  | 1.5  | 1.5  | 1.3  | 1.4  | 0.6                    |
| <b>All services</b>                                | 475.00   | 103.8            | 105.0 | 105.1 | 105.5 | 106.0 | 106.5 | 2.1                              | 3.0  | 2.8  | 2.7  | 2.6  | 2.7  | 0.5                    |
| <b>Housing services</b>                            | 89.00    | 102.8            | 102.8 | 102.9 | 103.0 | 103.1 | 103.2 | 1.3                              | 1.3  | 1.2  | 1.2  | 1.2  | 1.1  | 0.1                    |
| Actual rentals for housing                         | 71.00    | 102.7            | 102.6 | 102.6 | 102.6 | 102.7 | 102.8 | 1.2                              | 1.2  | 1.1  | 1.0  | 1.0  | 0.9  | 0.1                    |
| Primary housing services                           | 9.00     | 101.2            | 102.8 | 103.0 | 103.3 | 103.8 | 104.1 | 1.2                              | 1.6  | 1.6  | 1.7  | 2.2  | 2.4  | 0.3                    |
| Other housing services                             | 9.00     | 104.9            | 105.0 | 105.1 | 105.6 | 105.7 | 106.0 | 2.6                              | 2.4  | 2.1  | 2.2  | 2.2  | 2.2  | 0.3                    |
| <b>Travel &amp; transport services</b>             | 78.00    | 105.0            | 109.4 | 108.2 | 109.3 | 112.1 | 113.7 | 2.1                              | 7.8  | 5.8  | 5.4  | 5.0  | 3.7  | 1.4                    |
| Services for personal transport equipment          | 39.00    | 103.1            | 105.8 | 106.0 | 106.3 | 106.5 | 106.6 | 1.5                              | 3.7  | 3.3  | 3.5  | 4.0  | 4.1  | 0.1                    |
| Transport services                                 | 35.00    | 104.5            | 110.9 | 108.2 | 110.2 | 115.6 | 118.9 | 1.2                              | 10.7 | 7.2  | 6.3  | 5.1  | 2.9  | 2.9                    |
| Transport insurance                                | 4.00     | 121.2            | 121.7 | 121.9 | 123.6 | 127.2 | 128.0 | 11.2                             | 13.6 | 10.1 | 10.1 | 12.4 | 12.6 | 0.6                    |
| <b>Communication</b>                               | 25.00    | 104.2            | 103.3 | 103.9 | 104.6 | 104.2 | 105.9 | 2.8                              | 1.7  | 1.4  | 1.5  | 0.8  | 2.2  | 1.7                    |
| <b>Recreational &amp; personal services</b>        | 203.00   | 103.5            | 104.4 | 105.0 | 105.2 | 105.4 | 105.7 | 2.3                              | 2.4  | 2.7  | 2.6  | 2.5  | 2.9  | 0.3                    |
| Package holidays & accommodation                   | 65.00    | 102.1            | 103.3 | 104.2 | 104.7 | 105.2 | 105.6 | 1.2                              | 2.1  | 2.5  | 3.0  | 2.9  | 4.1  | 0.4                    |
| Other recreational & personal services             | 138.00   | 104.0            | 104.8 | 105.2 | 105.3 | 105.4 | 105.6 | 2.7                              | 2.5  | 2.6  | 2.3  | 2.2  | 2.3  | 0.3                    |
| Catering services                                  | 96.00    | 104.2            | 104.5 | 104.9 | 105.0 | 105.2 | 105.3 | 2.7                              | 2.7  | 2.9  | 2.8  | 2.8  | 2.8  | 0.1                    |
| Non-catering recreational & personal services      | 42.00    | 103.6            | 105.4 | 105.8 | 105.9 | 105.8 | 106.4 | 3.0                              | 2.0  | 2.2  | 1.2  | 0.9  | 1.3  | 0.6                    |
| <b>Miscellaneous &amp; other services</b>          | 80.00    | 104.5            | 105.0 | 105.1 | 105.3 | 105.5 | 105.5 | 2.4                              | 2.4  | 2.4  | 2.5  | 2.6  | 2.6  | -                      |
| Miscellaneous services                             | 44.00    | 102.4            | 102.7 | 102.8 | 103.1 | 103.2 | 103.2 | 1.3                              | 1.0  | 1.0  | 1.1  | 1.4  | 1.3  | -                      |
| Medical services                                   | 14.00    | 104.7            | 106.4 | 106.7 | 107.0 | 107.4 | 107.5 | 2.9                              | 3.3  | 3.3  | 3.3  | 3.5  | 3.6  | 0.1                    |
| Education                                          | 22.00    | 107.9            | 107.9 | 107.9 | 107.9 | 107.9 | 107.9 | 4.3                              | 4.3  | 4.3  | 4.3  | 4.3  | 4.3  | -                      |
| <b>Special aggregates</b>                          |          |                  |       |       |       |       |       |                                  |      |      |      |      |      |                        |
| Durables                                           | 114.00   | 101.2            | 100.6 | 101.3 | 101.1 | 100.7 | 101.6 | 1.9                              | 2.2  | 3.0  | 2.8  | 3.1  | 3.7  | 1.0                    |
| Semi-durables                                      | 130.00   | 101.0            | 100.9 | 101.9 | 101.2 | 99.0  | 100.3 | 0.7                              | 0.9  | 2.1  | 1.7  | 1.9  | 2.7  | 1.3                    |
| Non-durables                                       | 68.00    | 101.2            | 101.1 | 101.1 | 100.9 | 101.1 | 100.8 | 1.4                              | 1.1  | 1.5  | 1.2  | 1.4  | 1.3  | -0.3                   |
| Seasonal food                                      | 26.00    | 101.6            | 101.3 | 100.9 | 100.6 | 100.2 | 100.1 | 2.8                              | 3.4  | 3.7  | 4.2  | 3.3  | 3.5  | -0.1                   |
| Non-seasonal food                                  | 65.00    | 98.7             | 99.0  | 99.3  | 99.0  | 99.3  | 99.4  | 1.2                              | 1.2  | 2.0  | 2.0  | 2.7  | 1.8  | 0.1                    |
| Energy, food, alcoholic beverages & tobacco        | 213.00   | 101.5            | 101.6 | 102.0 | 101.7 | 101.7 | 102.0 | 4.3                              | 3.8  | 3.9  | 3.5  | 3.4  | 3.6  | 0.3                    |
| Energy & unprocessed food                          | 113.00   | 101.2            | 101.2 | 101.4 | 101.1 | 100.8 | 101.2 | 5.7                              | 5.2  | 4.8  | 3.7  | 3.3  | 4.3  | 0.5                    |
| Energy & seasonal food                             | 93.00    | 102.3            | 102.0 | 102.3 | 101.9 | 101.6 | 102.2 | 7.0                              | 6.0  | 5.4  | 4.2  | 3.6  | 4.8  | 0.6                    |
| Tobacco                                            | 23.00    | 109.8            | 110.9 | 111.1 | 111.2 | 111.3 | 111.2 | 7.0                              | 6.3  | 6.2  | 6.1  | 6.0  | 4.9  | -0.1                   |
| Housing, water, electricity, gas & other fuels     | 118.00   | 101.0            | 101.4 | 102.0 | 102.0 | 102.3 | 102.4 | 1.1                              | 1.6  | 2.1  | 2.0  | 2.2  | 2.2  | 0.1                    |
| Education, health & social protection <sup>2</sup> | 64.00    | 105.8            | 106.4 | 106.7 | 106.8 | 107.1 | 107.1 | 3.4                              | 3.5  | 3.6  | 3.6  | 3.7  | 3.6  | 0.1                    |
| <b>All items excluding</b>                         |          |                  |       |       |       |       |       |                                  |      |      |      |      |      |                        |
| Energy                                             | 933.00   | 102.5            | 103.0 | 103.4 | 103.4 | 103.3 | 103.9 | 1.9                              | 2.4  | 2.6  | 2.5  | 2.6  | 2.7  | 0.5                    |
| Energy, food, alcoholic beverages & tobacco        | 787.00   | 102.8            | 103.4 | 103.7 | 103.8 | 103.7 | 104.3 | 1.8                              | 2.4  | 2.6  | 2.4  | 2.4  | 2.7  | 0.6                    |
| Energy & unprocessed food                          | 887.00   | 102.7            | 103.2 | 103.6 | 103.6 | 103.6 | 104.1 | 1.9                              | 2.4  | 2.6  | 2.5  | 2.5  | 2.7  | 0.6                    |
| Seasonal food                                      | 974.00   | 102.5            | 103.0 | 103.4 | 103.4 | 103.3 | 103.9 | 2.3                              | 2.7  | 2.9  | 2.6  | 2.6  | 2.8  | 0.6                    |
| Energy & seasonal food                             | 907.00   | 102.5            | 103.1 | 103.4 | 103.5 | 103.4 | 104.0 | 1.9                              | 2.4  | 2.6  | 2.5  | 2.5  | 2.7  | 0.5                    |
| Tobacco                                            | 977.00   | 102.3            | 102.8 | 103.1 | 103.1 | 103.0 | 103.6 | 2.2                              | 2.6  | 2.8  | 2.6  | 2.5  | 2.8  | 0.6                    |
| Alcoholic beverages & tobacco                      | 957.00   | 102.4            | 102.8 | 103.2 | 103.2 | 103.1 | 103.7 | 2.2                              | 2.6  | 2.8  | 2.5  | 2.5  | 2.8  | 0.6                    |
| Liquid fuels, vehicle fuels & lubricants           | 966.00   | 102.3            | 102.8 | 103.2 | 103.3 | 103.2 | 103.8 | 1.8                              | 2.4  | 2.7  | 2.6  | 2.6  | 2.8  | 0.5                    |
| Housing, water, electricity, gas & other fuels     | 882.00   | 102.7            | 103.2 | 103.5 | 103.5 | 103.3 | 104.0 | 2.5                              | 2.9  | 3.0  | 2.7  | 2.7  | 3.0  | 0.6                    |
| Education, health & social protection              | 936.00   | 102.2            | 102.7 | 103.1 | 103.0 | 102.9 | 103.5 | 2.2                              | 2.7  | 2.8  | 2.6  | 2.6  | 2.8  | 0.6                    |

**Key:** - zero or negligible

<sup>1</sup> For further information on the composition of the indices shown, see 'The Consumer Prices Index: Goods and Services Indices and Special Aggregates', which can be downloaded from: <http://webarchive.nation-archives.gov.uk/20160105160709/http://ons.gov.uk/>

<sup>2</sup> The coverage of this special aggregate has changed extensively since January 2000, when Social Protection was first included and extensions to the Education and Health divisions also took effect. Health was further extended with effect from January 2001.

# E1 CPIX: Detailed goods and services breakdown<sup>1</sup>

|                                                          | Weights  |  | Index (2015=100) |       |       |       |       |       | Percentage change over 12 months |      |      |      |      |      |
|----------------------------------------------------------|----------|--|------------------|-------|-------|-------|-------|-------|----------------------------------|------|------|------|------|------|
|                                                          | 2017     |  | 2017             | 2017  | 2017  | 2017  | 2017  | 2017  | 2017                             | 2017 | 2017 | 2017 | 2017 |      |
|                                                          |          |  | Mar              | Apr   | May   | Jun   | Jul   | Aug   | Mar                              | Apr  | May  | Jun  | Jul  | Aug  |
| <b>CPIH (overall index)</b>                              | 1 000.00 |  | 102.7            | 103.2 | 103.5 | 103.5 | 103.5 | 104.0 | 2.3                              | 2.6  | 2.7  | 2.6  | 2.6  | 2.7  |
| <b>All goods</b>                                         | 419.00   |  | 101.2            | 101.1 | 101.7 | 101.3 | 100.7 | 101.3 | 2.5                              | 2.4  | 3.0  | 2.6  | 2.7  | 3.1  |
| <b>Food, alcoholic beverages &amp; tobacco</b>           | 115.00   |  | 101.0            | 101.3 | 101.6 | 101.4 | 101.5 | 101.6 | 2.3                              | 2.4  | 2.9  | 3.2  | 3.3  | 2.9  |
| Processed food & non-alcoholic beverages                 | 45.00    |  | 99.3             | 99.5  | 100.0 | 99.7  | 100.0 | 100.2 | 1.1                              | 0.8  | 1.4  | 1.9  | 2.5  | 1.9  |
| Non-processed food                                       | 36.00    |  | 99.3             | 99.5  | 99.2  | 99.2  | 98.7  | 98.7  | 1.5                              | 2.4  | 2.9  | 2.9  | 2.7  | 2.6  |
| Seasonal food                                            | 20.00    |  | 101.4            | 101.2 | 100.7 | 100.4 | 100.0 | 99.9  | 2.6                              | 3.2  | 3.5  | 4.1  | 3.1  | 3.4  |
| Meat                                                     | 16.00    |  | 96.7             | 97.5  | 97.2  | 97.6  | 97.1  | 97.0  | 0.0                              | 1.4  | 2.1  | 1.4  | 2.2  | 1.7  |
| Alcoholic beverages & tobacco                            | 34.00    |  | 105.2            | 105.6 | 106.5 | 106.3 | 106.6 | 106.7 | 4.9                              | 4.4  | 4.9  | 5.1  | 5.1  | 4.5  |
| <b>Industrial goods</b>                                  | 304.00   |  | 101.3            | 101.1 | 101.7 | 101.3 | 100.4 | 101.2 | 2.5                              | 2.4  | 3.0  | 2.4  | 2.5  | 3.2  |
| Energy                                                   | 53.00    |  | 102.6            | 102.3 | 102.9 | 102.3 | 102.1 | 103.0 | 8.7                              | 7.0  | 6.1  | 4.2  | 3.7  | 5.3  |
| Electricity, gas & miscellaneous energy                  | 26.00    |  | 97.1             | 98.1  | 100.3 | 100.3 | 101.2 | 101.2 | -0.4                             | 1.3  | 3.7  | 3.7  | 4.6  | 4.6  |
| Liquid fuels, vehicle fuels & lubricants                 | 27.00    |  | 105.3            | 105.9 | 104.7 | 103.5 | 102.2 | 104.0 | 18.1                             | 12.6 | 8.2  | 4.5  | 2.5  | 5.7  |
| Non-energy industrial goods                              | 251.00   |  | 101.1            | 100.9 | 101.5 | 101.2 | 100.1 | 101.0 | 1.2                              | 1.5  | 2.3  | 2.1  | 2.3  | 2.8  |
| Clothing & footwear goods                                | 57.00    |  | 101.5            | 102.7 | 103.2 | 102.1 | 99.0  | 101.4 | 0.9                              | 2.4  | 3.1  | 2.7  | 3.2  | 4.7  |
| Housing goods                                            | 47.00    |  | 101.5            | 100.5 | 101.8 | 102.2 | 100.9 | 102.8 | 0.8                              | 1.4  | 2.2  | 3.1  | 3.6  | 4.1  |
| Household goods                                          | 42.00    |  | 101.6            | 100.5 | 101.8 | 102.3 | 100.9 | 103.0 | 0.8                              | 1.6  | 2.4  | 3.4  | 4.1  | 4.6  |
| Water supply; materials for maintenance & repair         | 5.00     |  | 100.2            | 101.3 | 101.3 | 101.2 | 101.1 | 101.0 | 0.4                              | 0.8  | 1.0  | 0.7  | 0.6  | 0.4  |
| Medical products, appliances & equipment                 | 10.00    |  | 102.1            | 102.5 | 102.9 | 102.9 | 103.2 | 103.1 | 1.4                              | 1.2  | 1.4  | 1.4  | 1.9  | 1.6  |
| Vehicles, spare parts & accessories                      | 41.00    |  | 100.3            | 100.0 | 100.0 | 99.4  | 99.7  | 99.6  | 1.1                              | 1.3  | 1.2  | 0.9  | 1.2  | 1.7  |
| Recreational goods                                       | 66.00    |  | 101.0            | 100.1 | 101.3 | 100.9 | 100.7 | 100.2 | 1.8                              | 0.8  | 2.7  | 1.7  | 1.6  | 1.8  |
| Audio-visual goods                                       | 14.00    |  | 95.9             | 96.1  | 98.2  | 97.0  | 96.2  | 97.4  | 0.2                              | 1.2  | 4.6  | 2.2  | 1.9  | 3.8  |
| Other recreational goods                                 | 52.00    |  | 102.6            | 101.5 | 102.3 | 102.3 | 102.2 | 101.2 | 2.3                              | 0.7  | 2.2  | 1.5  | 1.4  | 1.2  |
| Miscellaneous goods                                      | 30.00    |  | 100.8            | 100.3 | 100.2 | 99.9  | 99.3  | 99.9  | 1.4                              | 1.3  | 1.6  | 1.6  | 1.2  | 1.4  |
| <b>All services</b>                                      | 581.00   |  | 103.8            | 104.8 | 104.9 | 105.1 | 105.6 | 106.0 | 2.2                              | 2.8  | 2.6  | 2.5  | 2.4  | 2.5  |
| <b>Housing services</b>                                  | 271.00   |  | 103.6            | 104.0 | 104.1 | 104.2 | 104.3 | 104.5 | 2.2                              | 2.1  | 2.0  | 2.0  | 1.9  | 1.9  |
| Actual rentals for housing                               | 56.00    |  | 102.7            | 102.6 | 102.6 | 102.6 | 102.7 | 102.8 | 1.2                              | 1.2  | 1.1  | 1.0  | 1.0  | 0.9  |
| Owner occupiers' housing                                 | 174.00   |  | 104.0            | 104.1 | 104.2 | 104.2 | 104.4 | 104.6 | 2.4                              | 2.2  | 2.1  | 2.0  | 2.0  | 1.9  |
| Primary housing services                                 | 34.00    |  | 102.7            | 106.0 | 106.1 | 106.2 | 106.3 | 106.4 | 2.5                              | 3.2  | 3.3  | 3.3  | 3.4  | 3.5  |
| Other housing services                                   | 7.00     |  | 104.8            | 104.9 | 105.0 | 105.4 | 105.6 | 105.9 | 2.5                              | 2.4  | 2.1  | 2.2  | 2.2  | 2.1  |
| <b>Travel &amp; transport services</b>                   | 62.00    |  | 104.9            | 109.1 | 108.0 | 109.1 | 111.8 | 113.4 | 1.8                              | 7.3  | 5.4  | 5.1  | 4.7  | 3.6  |
| Services for personal transport equipment                | 31.00    |  | 103.1            | 105.8 | 106.0 | 106.2 | 106.5 | 106.6 | 1.5                              | 3.7  | 3.2  | 3.5  | 4.0  | 4.1  |
| Transport services                                       | 28.00    |  | 104.3            | 110.5 | 107.9 | 109.8 | 115.2 | 118.4 | 0.7                              | 10.0 | 6.5  | 5.8  | 4.7  | 2.6  |
| Transport insurance                                      | 3.00     |  | 121.2            | 121.7 | 121.9 | 123.6 | 127.2 | 128.0 | 11.2                             | 13.6 | 10.1 | 10.1 | 12.4 | 12.6 |
| <b>Communication</b>                                     | 21.00    |  | 104.3            | 103.3 | 104.0 | 104.6 | 104.2 | 106.0 | 2.8                              | 1.7  | 1.4  | 1.5  | 0.8  | 2.2  |
| <b>Recreational &amp; personal services</b>              | 163.00   |  | 103.5            | 104.4 | 105.0 | 105.2 | 105.4 | 105.7 | 2.3                              | 2.4  | 2.7  | 2.6  | 2.5  | 2.9  |
| Package holidays & accommodation                         | 52.00    |  | 102.1            | 103.3 | 104.2 | 104.6 | 105.1 | 105.5 | 1.1                              | 2.1  | 2.5  | 3.0  | 2.9  | 4.1  |
| Other recreational & personal services                   | 111.00   |  | 104.0            | 104.8 | 105.2 | 105.3 | 105.4 | 105.7 | 2.8                              | 2.5  | 2.7  | 2.3  | 2.2  | 2.3  |
| Catering services                                        | 77.00    |  | 104.1            | 104.5 | 104.9 | 105.0 | 105.2 | 105.3 | 2.7                              | 2.7  | 2.9  | 2.8  | 2.8  | 2.8  |
| Non-catering recreational & personal services            | 34.00    |  | 103.7            | 105.4 | 105.9 | 106.0 | 105.8 | 106.4 | 3.0                              | 2.0  | 2.2  | 1.2  | 0.9  | 1.3  |
| <b>Miscellaneous &amp; other services</b>                | 64.00    |  | 104.6            | 105.0 | 105.1 | 105.3 | 105.5 | 105.5 | 2.5                              | 2.4  | 2.4  | 2.5  | 2.7  | 2.6  |
| Miscellaneous services                                   | 36.00    |  | 102.4            | 102.7 | 102.8 | 103.1 | 103.3 | 103.3 | 1.3                              | 1.1  | 1.1  | 1.2  | 1.5  | 1.4  |
| Medical services                                         | 11.00    |  | 104.7            | 106.3 | 106.6 | 106.8 | 107.2 | 107.4 | 2.8                              | 3.1  | 3.1  | 3.1  | 3.3  | 3.3  |
| Education                                                | 17.00    |  | 107.9            | 107.9 | 107.9 | 107.9 | 107.9 | 107.9 | 4.3                              | 4.3  | 4.3  | 4.3  | 4.3  | 4.3  |
| <b>Special aggregates</b>                                |          |  |                  |       |       |       |       |       |                                  |      |      |      |      |      |
| Durables                                                 | 91.00    |  | 101.0            | 100.5 | 101.2 | 101.0 | 100.6 | 101.6 | 1.8                              | 2.2  | 2.9  | 2.8  | 3.0  | 3.7  |
| Semi-durables                                            | 105.00   |  | 101.1            | 101.1 | 102.0 | 101.3 | 99.2  | 100.4 | 0.7                              | 1.1  | 2.2  | 1.9  | 2.1  | 2.9  |
| Non-durables                                             | 55.00    |  | 101.2            | 101.1 | 101.1 | 100.9 | 101.1 | 100.8 | 1.4                              | 1.1  | 1.5  | 1.2  | 1.4  | 1.3  |
| Seasonal food                                            | 20.00    |  | 101.4            | 101.2 | 100.7 | 100.4 | 100.0 | 99.9  | 2.6                              | 3.2  | 3.5  | 4.1  | 3.1  | 3.4  |
| Non-seasonal food                                        | 51.00    |  | 98.8             | 99.0  | 99.4  | 99.1  | 99.3  | 99.5  | 1.3                              | 1.2  | 2.0  | 2.1  | 2.7  | 1.9  |
| Energy, food, alcoholic beverages & tobacco              | 168.00   |  | 101.5            | 101.6 | 102.0 | 101.7 | 101.7 | 102.0 | 4.3                              | 3.9  | 3.9  | 3.5  | 3.5  | 3.7  |
| Energy & unprocessed food                                | 89.00    |  | 101.2            | 101.1 | 101.3 | 101.0 | 100.7 | 101.1 | 5.7                              | 5.1  | 4.8  | 3.7  | 3.3  | 4.2  |
| Energy & seasonal food                                   | 73.00    |  | 102.2            | 102.0 | 102.2 | 101.8 | 101.5 | 102.1 | 7.0                              | 6.0  | 5.4  | 4.2  | 3.5  | 4.8  |
| Tobacco                                                  | 18.00    |  | 109.8            | 110.9 | 111.1 | 111.2 | 111.3 | 111.2 | 7.0                              | 6.3  | 6.2  | 6.1  | 6.0  | 4.9  |
| Housing, water, electricity, gas & other fuels           | 294.00   |  | 102.9            | 103.4 | 103.7 | 103.7 | 103.9 | 104.1 | 2.0                              | 2.2  | 2.2  | 2.1  | 2.2  | 2.2  |
| Education, health & social protection                    | 51.00    |  | 105.9            | 106.4 | 106.7 | 106.9 | 107.1 | 107.2 | 3.4                              | 3.5  | 3.6  | 3.6  | 3.7  | 3.6  |
| <i>All items excluding</i>                               |          |  |                  |       |       |       |       |       |                                  |      |      |      |      |      |
| Energy                                                   | 947.00   |  | 102.8            | 103.3 | 103.6 | 103.6 | 103.6 | 104.1 | 2.0                              | 2.4  | 2.6  | 2.5  | 2.5  | 2.6  |
| Energy, food, alcoholic beverages & tobacco              | 832.00   |  | 103.0            | 103.6 | 103.9 | 104.0 | 103.9 | 104.5 | 1.9                              | 2.4  | 2.5  | 2.4  | 2.4  | 2.6  |
| Energy & unprocessed food                                | 911.00   |  | 102.9            | 103.5 | 103.8 | 103.8 | 103.8 | 104.3 | 2.0                              | 2.4  | 2.5  | 2.4  | 2.5  | 2.6  |
| Seasonal food                                            | 980.00   |  | 102.8            | 103.3 | 103.6 | 103.6 | 103.6 | 104.1 | 2.3                              | 2.6  | 2.7  | 2.5  | 2.5  | 2.7  |
| Energy & seasonal food                                   | 927.00   |  | 102.8            | 103.4 | 103.7 | 103.7 | 103.7 | 104.2 | 2.0                              | 2.4  | 2.5  | 2.4  | 2.5  | 2.6  |
| Tobacco                                                  | 982.00   |  | 102.6            | 103.1 | 103.4 | 103.4 | 103.4 | 103.9 | 2.2                              | 2.6  | 2.7  | 2.5  | 2.5  | 2.7  |
| Alcoholic beverages & tobacco                            | 966.00   |  | 102.6            | 103.1 | 103.4 | 103.4 | 103.4 | 103.9 | 2.2                              | 2.6  | 2.7  | 2.5  | 2.5  | 2.7  |
| Liquid fuels, vehicle fuels & lubricants                 | 973.00   |  | 102.6            | 103.2 | 103.5 | 103.5 | 103.5 | 104.0 | 1.9                              | 2.4  | 2.6  | 2.5  | 2.5  | 2.7  |
| Housing, water, electricity, gas & other fuels           | 706.00   |  | 102.6            | 103.1 | 103.5 | 103.4 | 103.3 | 104.0 | 2.5                              | 2.8  | 2.9  | 2.7  | 2.7  | 3.0  |
| Owner occupiers' housing costs                           | 826.00   |  | 102.5            | 103.1 | 103.4 | 103.4 | 103.3 | 103.9 | 2.3                              | 2.7  | 2.9  | 2.7  | 2.7  | 2.9  |
| Council tax and rates                                    | 800.00   |  | 102.7            | 103.1 | 103.4 | 103.4 | 103.4 | 103.9 | 2.3                              | 2.6  | 2.7  | 2.5  | 2.5  | 2.7  |
| Owner occupiers' housing costs and council tax and rates | 974.00   |  | 102.5            | 102.9 | 103.3 | 103.3 | 103.2 | 103.8 | 2.3                              | 2.7  | 2.8  | 2.6  | 2.6  | 2.9  |
| Education, health & social protection                    | 949.00   |  | 102.6            | 103.0 | 103.4 | 103.3 | 103.3 | 103.8 | 2.3                              | 2.6  | 2.7  | 2.5  | 2.5  | 2.7  |

Key: - zero or negligible

<sup>1</sup> For further information on the composition of the indices shown, see 'The Consumer Prices Index: Goods and Services Indices and Special Aggregates', which can be downloaded from:

<http://webarchive.nationalarchives.gov.uk/20160105160709/http://ons.gov.uk/>

Source: Office for National Statistics

# F CPI goods and services: the latest three years

Percentage change over 12 months

|                | Goods components               |                               |                     |                                          |                | Services components           |                                          |                                               |               |                                             |                |
|----------------|--------------------------------|-------------------------------|---------------------|------------------------------------------|----------------|-------------------------------|------------------------------------------|-----------------------------------------------|---------------|---------------------------------------------|----------------|
|                | Food & non-alcoholic beverages | Alcoholic beverages & tobacco | Energy <sup>1</sup> | Non-energy industrial goods <sup>2</sup> | All goods      | Housing services <sup>3</sup> | Travel & transport services <sup>3</sup> | Recreational & personal services <sup>3</sup> | Communication | Miscellaneous & other services <sup>3</sup> | All services   |
| <b>Weights</b> |                                |                               |                     |                                          |                |                               |                                          |                                               |               |                                             |                |
| 2017           | CHZR<br>103.00                 | CHZS<br>43.00                 | A9F3<br>67.00       | A9ER<br>312.00                           | ICVH<br>525.00 | A9FG<br>89.00                 | A9FJ<br>78.00                            | A9FL<br>203.00                                | CHZY<br>25.00 | A9FQ<br>80.00                               | ICVI<br>475.00 |
| <b>Monthly</b> |                                |                               |                     |                                          |                |                               |                                          |                                               |               |                                             |                |
| 2014 Aug       | D7G8<br>-1.1                   | D7G9<br>4.6                   | DKL5<br>-0.1        | DKK3<br>0.8                              | D7NM<br>0.6    | DKN2<br>2.4                   | DKN5<br>4.5                              | DKN7<br>2.4                                   | D7GF<br>0.8   | DKO4<br>2.3                                 | D7NN<br>2.7    |
| Sep            | -1.4                           | 4.9                           | -0.3                | 0.2                                      | 0.2            | 2.4                           | 3.0                                      | 2.3                                           | 0.9           | 2.4                                         | 2.4            |
| Oct            | -1.4                           | 5.2                           | 0.3                 | 0.1                                      | 0.3            | 2.6                           | 3.4                                      | 2.3                                           | 0.6           | 2.9                                         | 2.5            |
| Nov            | -1.7                           | 4.0                           | -0.2                | -0.5                                     | -0.2           | 2.6                           | 2.7                                      | 2.2                                           | 0.5           | 2.9                                         | 2.4            |
| Dec            | -1.7                           | 5.0                           | -5.8                | -0.3                                     | -1.0           | 2.6                           | 2.6                                      | 2.2                                           | 0.7           | 2.8                                         | 2.3            |
| 2015 Jan       | -2.5                           | 3.3                           | -8.4                | -                                        | -1.5           | 2.6                           | 2.5                                      | 2.2                                           | 0.2           | 3.2                                         | 2.4            |
| Feb            | -3.3                           | 3.8                           | -8.8                | -0.6                                     | -2.0           | 2.7                           | 3.0                                      | 2.1                                           | 0.9           | 3.2                                         | 2.4            |
| Mar            | -3.0                           | 3.4                           | -7.9                | -1.0                                     | -2.1           | 2.8                           | 3.1                                      | 1.9                                           | 0.9           | 3.2                                         | 2.4            |
| Apr            | -2.8                           | 3.0                           | -6.9                | -1.0                                     | -2.0           | 2.4                           | 0.4                                      | 2.0                                           | 1.0           | 3.6                                         | 2.0            |
| May            | -1.8                           | 2.2                           | -6.4                | -1.2                                     | -1.8           | 2.4                           | 2.4                                      | 1.9                                           | 1.2           | 3.5                                         | 2.3            |
| Jun            | -2.2                           | 2.3                           | -6.2                | -1.5                                     | -2.0           | 2.4                           | 1.5                                      | 2.0                                           | 1.1           | 3.7                                         | 2.2            |
| Jul            | -2.7                           | 1.9                           | -6.7                | -0.7                                     | -1.8           | 2.4                           | 2.3                                      | 1.7                                           | 1.3           | 4.2                                         | 2.4            |
| Aug            | -2.4                           | 2.1                           | -7.5                | -1.0                                     | -2.0           | 2.6                           | 1.9                                      | 1.7                                           | 1.1           | 4.3                                         | 2.3            |
| Sep            | -2.3                           | 1.4                           | -9.0                | -1.2                                     | -2.4           | 2.7                           | 2.9                                      | 1.8                                           | 1.4           | 3.9                                         | 2.5            |
| Oct            | -2.7                           | 0.3                           | -8.5                | -0.6                                     | -2.1           | 2.6                           | 2.5                                      | 1.7                                           | 2.0           | 2.9                                         | 2.2            |
| Nov            | -2.4                           | 1.4                           | -8.0                | -0.6                                     | -1.9           | 2.6                           | 2.9                                      | 1.9                                           | 2.9           | 3.0                                         | 2.4            |
| Dec            | -2.9                           | 0.3                           | -7.3                | -0.9                                     | -2.1           | 2.7                           | 5.8                                      | 1.8                                           | 2.7           | 3.2                                         | 2.9            |
| 2016 Jan       | -2.6                           | 1.3                           | -5.4                | -0.5                                     | -1.5           | 2.7                           | 2.7                                      | 1.7                                           | 2.2           | 3.1                                         | 2.3            |
| Feb            | -2.3                           | 1.2                           | -5.5                | -0.7                                     | -1.6           | 2.7                           | 2.4                                      | 1.9                                           | 2.1           | 3.1                                         | 2.4            |
| Mar            | -2.7                           | 1.0                           | -6.2                | -0.5                                     | -1.6           | 2.7                           | 5.2                                      | 2.1                                           | 1.4           | 3.1                                         | 2.8            |
| Apr            | -2.5                           | 1.3                           | -5.6                | -0.7                                     | -1.6           | 2.0                           | 2.6                                      | 2.3                                           | 1.7           | 3.1                                         | 2.4            |
| May            | -2.8                           | 1.0                           | -4.9                | -1.0                                     | -1.8           | 1.9                           | 3.0                                      | 2.4                                           | 2.8           | 3.3                                         | 2.6            |
| Jun            | -2.9                           | 0.5                           | -4.1                | -0.8                                     | -1.6           | 2.0                           | 4.1                                      | 2.4                                           | 3.7           | 3.1                                         | 2.8            |
| Jul            | -2.6                           | 1.8                           | -3.4                | -0.9                                     | -1.4           | 1.5                           | 4.0                                      | 2.5                                           | 3.6           | 2.9                                         | 2.7            |
| Aug            | -2.2                           | 1.4                           | -2.6                | -1.2                                     | -1.4           | 1.5                           | 4.8                                      | 2.4                                           | 4.1           | 2.9                                         | 2.8            |
| Sep            | -2.3                           | 1.7                           | -0.1                | -0.3                                     | -0.5           | 1.4                           | 3.1                                      | 2.5                                           | 3.6           | 3.3                                         | 2.6            |
| Oct            | -2.4                           | 2.1                           | 1.7                 | -0.6                                     | -0.4           | 1.3                           | 3.5                                      | 2.2                                           | 3.1           | 2.5                                         | 2.4            |
| Nov            | -2.0                           | 1.7                           | 3.0                 | 0.2                                      | 0.2            | 1.2                           | 2.7                                      | 2.2                                           | 2.6           | 2.4                                         | 2.2            |
| Dec            | -1.1                           | 2.4                           | 4.3                 | 0.3                                      | 0.7            | 1.3                           | 4.2                                      | 2.4                                           | 1.7           | 2.4                                         | 2.5            |
| 2017 Jan       | -0.5                           | 2.4                           | 7.5                 | 0.1                                      | 1.1            | 1.4                           | 4.9                                      | 2.4                                           | 2.1           | 2.4                                         | 2.6            |
| Feb            | 0.2                            | 2.8                           | 8.9                 | 0.8                                      | 1.9            | 1.3                           | 5.6                                      | 2.6                                           | 2.2           | 2.4                                         | 2.8            |
| Mar            | 1.2                            | 4.9                           | 8.6                 | 1.3                                      | 2.5            | 1.3                           | 2.1                                      | 2.3                                           | 2.8           | 2.4                                         | 2.1            |
| Apr            | 1.5                            | 4.4                           | 7.0                 | 1.4                                      | 2.4            | 1.3                           | 7.8                                      | 2.4                                           | 1.7           | 2.4                                         | 3.0            |
| May            | 2.1                            | 4.9                           | 6.1                 | 2.3                                      | 2.9            | 1.2                           | 5.8                                      | 2.7                                           | 1.4           | 2.4                                         | 2.8            |
| Jun            | 2.3                            | 5.1                           | 4.3                 | 2.0                                      | 2.6            | 1.2                           | 5.4                                      | 2.6                                           | 1.5           | 2.5                                         | 2.7            |
| Jul            | 2.6                            | 5.1                           | 3.7                 | 2.2                                      | 2.7            | 1.2                           | 5.0                                      | 2.5                                           | 0.8           | 2.6                                         | 2.6            |
| Aug            | 2.1                            | 4.5                           | 5.3                 | 2.8                                      | 3.1            | 1.1                           | 3.7                                      | 2.9                                           | 2.2           | 2.6                                         | 2.7            |

Key: - zero or negligible

1 Comprises 'Electricity, gas and other fuels' (group 04.5) and 'Fuels and lubricants' (class 07.2.2).

2 Comprises all other goods elements of the CPI.

3 For further information on all of these services components, see 'The Consumer Prices Index: Goods and Services Indices and Special Aggregates', which can be downloaded from: <http://webarchive.nationalarchives.gov.uk/20160105160709/http://ons.gov.uk/>

Source: Office for National Statistics

# F1 CPIH goods and services: the latest three years

Percentage change over 12 months

|                | Goods components               |                               |                     |                                          | All goods | Services components           |                                          |                                               |               |                                             |        | All services |
|----------------|--------------------------------|-------------------------------|---------------------|------------------------------------------|-----------|-------------------------------|------------------------------------------|-----------------------------------------------|---------------|---------------------------------------------|--------|--------------|
|                | Food & non-alcoholic beverages | Alcoholic beverages & tobacco | Energy <sup>1</sup> | Non-energy industrial goods <sup>2</sup> |           | Housing services <sup>3</sup> | Travel & transport services <sup>3</sup> | Recreational & personal services <sup>3</sup> | Communication | Miscellaneous & other services <sup>3</sup> |        |              |
|                | L5CZ                           | L5D2                          | L5NU                | L5NX                                     | L5DD      | L5O8                          | L5OC                                     | L5OE                                          | L5D8          | L5P4                                        | L5DE   |              |
| <b>Weights</b> |                                |                               |                     |                                          |           |                               |                                          |                                               |               |                                             |        |              |
| 2017           | 81.00                          | 34.00                         | 53.00               | 251.00                                   | 419.00    | 271.00                        | 62.00                                    | 163.00                                        | 21.00         | 64.00                                       | 581.00 |              |
| <b>Monthly</b> | L55P                           | L55Q                          | L5KY                | L5L3                                     | L563      | L5LC                          | L5LG                                     | L5LI                                          | L55W          | L5M9                                        | L564   |              |
| 2014 Aug       | -1.1                           | 4.6                           | -0.1                | 0.9                                      | 0.6       | 1.7                           | 4.0                                      | 2.3                                           | 0.8           | 2.3                                         | 2.2    |              |
| Sep            | -1.4                           | 4.8                           | -0.3                | 0.3                                      | 0.3       | 1.8                           | 2.8                                      | 2.3                                           | 0.8           | 2.5                                         | 2.1    |              |
| Oct            | -1.4                           | 5.2                           | 0.2                 | 0.1                                      | 0.3       | 1.8                           | 3.3                                      | 2.3                                           | 0.5           | 3.1                                         | 2.2    |              |
| Nov            | -1.7                           | 4.0                           | -0.2                | -0.4                                     | -0.2      | 1.8                           | 2.8                                      | 2.2                                           | 0.5           | 3.1                                         | 2.1    |              |
| Dec            | -1.7                           | 5.0                           | -5.9                | -0.3                                     | -1.0      | 1.9                           | 2.5                                      | 2.2                                           | 0.7           | 3.0                                         | 2.1    |              |
| 2015 Jan       | -2.5                           | 3.3                           | -8.6                | 0.1                                      | -1.5      | 2.0                           | 2.5                                      | 2.2                                           | 0.1           | 3.3                                         | 2.1    |              |
| Feb            | -3.3                           | 3.8                           | -9.0                | -0.5                                     | -2.0      | 2.0                           | 3.0                                      | 2.0                                           | 0.8           | 3.3                                         | 2.2    |              |
| Mar            | -3.0                           | 3.4                           | -8.0                | -0.9                                     | -2.1      | 2.1                           | 3.1                                      | 1.9                                           | 0.8           | 3.3                                         | 2.2    |              |
| Apr            | -2.9                           | 3.0                           | -7.1                | -1.0                                     | -1.9      | 1.9                           | 0.7                                      | 2.0                                           | 1.0           | 3.7                                         | 2.0    |              |
| May            | -1.8                           | 2.2                           | -6.5                | -1.1                                     | -1.8      | 1.9                           | 2.6                                      | 1.9                                           | 1.2           | 3.6                                         | 2.1    |              |
| Jun            | -2.2                           | 2.3                           | -6.3                | -1.4                                     | -2.0      | 1.9                           | 1.8                                      | 2.0                                           | 1.1           | 3.8                                         | 2.1    |              |
| Jul            | -2.7                           | 1.9                           | -6.8                | -0.7                                     | -1.8      | 1.9                           | 2.7                                      | 1.7                                           | 1.3           | 4.3                                         | 2.2    |              |
| Aug            | -2.4                           | 2.0                           | -7.7                | -0.9                                     | -2.0      | 1.9                           | 2.6                                      | 1.7                                           | 1.1           | 4.3                                         | 2.2    |              |
| Sep            | -2.2                           | 1.4                           | -9.1                | -1.2                                     | -2.4      | 2.0                           | 3.1                                      | 1.8                                           | 1.4           | 4.0                                         | 2.2    |              |
| Oct            | -2.7                           | 0.3                           | -8.6                | -0.6                                     | -2.1      | 1.9                           | 2.6                                      | 1.7                                           | 2.0           | 2.9                                         | 2.1    |              |
| Nov            | -2.4                           | 1.4                           | -8.2                | -0.6                                     | -1.9      | 2.0                           | 2.9                                      | 1.9                                           | 2.9           | 3.0                                         | 2.2    |              |
| Dec            | -2.9                           | 0.3                           | -7.4                | -0.8                                     | -2.1      | 2.0                           | 6.0                                      | 1.8                                           | 2.7           | 3.2                                         | 2.5    |              |
| 2016 Jan       | -2.6                           | 1.3                           | -5.5                | -0.5                                     | -1.5      | 2.1                           | 3.2                                      | 1.7                                           | 2.2           | 3.1                                         | 2.2    |              |
| Feb            | -2.2                           | 1.1                           | -5.6                | -0.7                                     | -1.6      | 2.1                           | 2.8                                      | 1.9                                           | 2.1           | 3.1                                         | 2.3    |              |
| Mar            | -2.8                           | 1.0                           | -6.3                | -0.5                                     | -1.7      | 2.1                           | 5.5                                      | 2.0                                           | 1.4           | 3.2                                         | 2.6    |              |
| Apr            | -2.5                           | 1.3                           | -5.6                | -0.7                                     | -1.6      | 2.2                           | 2.8                                      | 2.3                                           | 1.7           | 3.2                                         | 2.4    |              |
| May            | -2.8                           | 1.0                           | -5.0                | -1.0                                     | -1.8      | 2.3                           | 3.2                                      | 2.4                                           | 2.9           | 3.3                                         | 2.6    |              |
| Jun            | -3.0                           | 0.5                           | -4.1                | -0.9                                     | -1.7      | 2.3                           | 4.3                                      | 2.4                                           | 3.7           | 3.1                                         | 2.7    |              |
| Jul            | -2.6                           | 1.8                           | -3.5                | -1.0                                     | -1.5      | 2.2                           | 3.9                                      | 2.5                                           | 3.7           | 2.9                                         | 2.6    |              |
| Aug            | -2.2                           | 1.4                           | -2.6                | -1.2                                     | -1.4      | 2.2                           | 4.3                                      | 2.4                                           | 4.2           | 3.0                                         | 2.7    |              |
| Sep            | -2.3                           | 1.8                           | -0.1                | -0.3                                     | -0.5      | 2.2                           | 3.2                                      | 2.5                                           | 3.6           | 3.3                                         | 2.6    |              |
| Oct            | -2.4                           | 2.1                           | 1.8                 | -0.6                                     | -0.4      | 2.3                           | 3.8                                      | 2.2                                           | 3.1           | 2.5                                         | 2.5    |              |
| Nov            | -2.1                           | 1.7                           | 3.0                 | 0.2                                      | 0.2       | 2.2                           | 3.2                                      | 2.2                                           | 2.6           | 2.4                                         | 2.4    |              |
| Dec            | -1.1                           | 2.5                           | 4.5                 | 0.3                                      | 0.7       | 2.3                           | 4.1                                      | 2.4                                           | 1.7           | 2.4                                         | 2.5    |              |
| 2017 Jan       | -0.5                           | 2.5                           | 7.7                 | 0.1                                      | 1.1       | 2.2                           | 4.4                                      | 2.4                                           | 2.1           | 2.4                                         | 2.5    |              |
| Feb            | 0.2                            | 2.9                           | 9.1                 | 0.8                                      | 1.9       | 2.2                           | 5.1                                      | 2.6                                           | 2.2           | 2.4                                         | 2.6    |              |
| Mar            | 1.3                            | 4.9                           | 8.7                 | 1.2                                      | 2.5       | 2.2                           | 1.8                                      | 2.3                                           | 2.8           | 2.5                                         | 2.2    |              |
| Apr            | 1.6                            | 4.4                           | 7.0                 | 1.5                                      | 2.4       | 2.1                           | 7.3                                      | 2.4                                           | 1.7           | 2.4                                         | 2.8    |              |
| May            | 2.1                            | 4.9                           | 6.1                 | 2.3                                      | 3.0       | 2.0                           | 5.4                                      | 2.7                                           | 1.4           | 2.4                                         | 2.6    |              |
| Jun            | 2.4                            | 5.1                           | 4.2                 | 2.1                                      | 2.6       | 2.0                           | 5.1                                      | 2.6                                           | 1.5           | 2.5                                         | 2.5    |              |
| Jul            | 2.6                            | 5.1                           | 3.7                 | 2.3                                      | 2.7       | 1.9                           | 4.7                                      | 2.5                                           | 0.8           | 2.7                                         | 2.4    |              |
| Aug            | 2.2                            | 4.5                           | 5.3                 | 2.8                                      | 3.1       | 1.9                           | 3.6                                      | 2.9                                           | 2.2           | 2.6                                         | 2.5    |              |

Key: - zero or negligible

1 Comprises 'Electricity, gas and other fuels' (group 04.5) and 'Fuels and lubricants' (class 07.2.2).

2 Comprises all other goods elements of the CPI.

3 For further information on all of these services components, see 'The Consumer Prices Index: Goods and Services Indices and Special Aggregates', which can be downloaded from: <http://webarchive.nationalarchives.gov.uk/20160105160709/http://ons.gov.uk/>

Source: Office for National Statistics



# G HICP<sup>1</sup> - International comparisons: EU countries

Percentage change over 12 months

|          | Austria | Belgium | Bulgaria | Cyprus | Czech Republic | Denmark | Estonia | Finland | France | Germany | Greece | Hungary | Ireland | Italy | Latvia |
|----------|---------|---------|----------|--------|----------------|---------|---------|---------|--------|---------|--------|---------|---------|-------|--------|
|          | D7SK    | D7SL    | GHY8     | D7RO   | D7RP           | D7SM    | D7RQ    | D7SN    | D7SO   | D7SP    | D7SQ   | D7RR    | D7SS    | D7ST  | D7RS   |
| 2009     | 0.4     | -       | 2.5      | 0.2    | 0.6            | 1.0     | 0.2     | 1.6     | 0.1    | 0.2     | 1.3    | 4.0     | -1.7    | 0.8   | 3.3    |
| 2010     | 1.7     | 2.3     | 3.0      | 2.6    | 1.2            | 2.2     | 2.7     | 1.7     | 1.7    | 1.1     | 4.7    | 4.7     | -1.6    | 1.6   | -1.2   |
| 2011     | 3.6     | 3.4     | 3.4      | 3.5    | 2.2            | 2.7     | 5.1     | 3.3     | 2.3    | 2.5     | 3.1    | 3.9     | 1.2     | 2.9   | 4.2    |
| 2012     | 2.6     | 2.6     | 2.4      | 3.1    | 3.5            | 2.4     | 4.2     | 3.2     | 2.2    | 2.1     | 1.0    | 5.7     | 1.9     | 3.3   | 2.3    |
| 2013     | 2.1     | 1.2     | 0.4      | 0.4    | 1.4            | 0.5     | 3.2     | 2.2     | 1.0    | 1.6     | -0.9   | 1.7     | 0.5     | 1.2   | -      |
| 2014     | 1.5     | 0.5     | -1.6     | -0.3   | 0.4            | 0.4     | 0.5     | 1.2     | 0.6    | 0.8     | -1.4   | -       | 0.3     | 0.2   | 0.7    |
| 2015     | 0.8     | 0.6     | -1.1     | -1.5   | 0.3            | 0.2     | 0.1     | -0.2    | 0.1    | 0.1     | -1.1   | 0.1     | -       | 0.1   | 0.2    |
| 2016     | 1.0     | 1.8     | -1.3     | -1.2   | 0.6            | -       | 0.8     | 0.4     | 0.3    | 0.4     | -      | 0.4     | -0.2    | -0.1  | 0.1    |
| 2015 Jul | 1.1     | 0.9     | -1.0     | -2.4   | 0.5            | 0.5     | 0.1     | -0.1    | 0.2    | 0.1     | -1.3   | 0.5     | 0.2     | 0.4   | -0.2   |
| Aug      | 1.0     | 0.8     | -0.8     | -1.9   | 0.2            | 0.3     | 0.2     | -0.2    | 0.1    | 0.1     | -0.4   | 0.1     | 0.2     | 0.3   | 0.2    |
| Sep      | 0.6     | 0.9     | -1.0     | -1.9   | 0.3            | 0.3     | -0.3    | -0.7    | 0.1    | -0.1    | -0.8   | -0.1    | -0.1    | 0.2   | -0.4   |
| Oct      | 0.7     | 1.2     | -1.2     | -1.8   | 0.1            | 0.1     | -       | -0.3    | 0.2    | 0.2     | -0.1   | 0.2     | -0.1    | 0.3   | -0.1   |
| Nov      | 0.5     | 1.4     | -0.9     | -1.5   | -              | 0.1     | 0.5     | -0.2    | 0.1    | 0.2     | -0.1   | 0.6     | -0.1    | 0.1   | -      |
| Dec      | 1.1     | 1.5     | -0.9     | -0.6   | -0.1           | 0.3     | -0.2    | -0.2    | 0.3    | 0.2     | 0.4    | 1.0     | 0.2     | 0.1   | 0.4    |
| 2016 Jan | 1.4     | 1.8     | -0.4     | -1.1   | 0.5            | 0.4     | 0.1     | -       | 0.3    | 0.4     | -0.1   | 1.0     | -       | 0.4   | -0.3   |
| Feb      | 1.0     | 1.1     | -1.0     | -2.2   | 0.5            | 0.1     | 0.4     | -0.1    | -0.1   | -0.2    | 0.1    | 0.3     | -0.2    | -0.2  | -0.6   |
| Mar      | 0.7     | 1.6     | -1.9     | -2.2   | 0.3            | -0.3    | 0.5     | -       | -0.1   | 0.1     | -0.7   | -0.2    | -0.6    | -0.2  | -0.6   |
| Apr      | 0.6     | 1.5     | -2.5     | -2.1   | 0.5            | -0.3    | -       | 0.3     | -0.1   | -0.3    | -0.4   | 0.3     | -0.2    | -0.4  | -0.7   |
| May      | 0.6     | 1.6     | -2.5     | -1.9   | -              | -0.1    | -       | 0.3     | 0.1    | -       | -0.2   | -0.1    | -0.2    | -0.3  | -0.8   |
| Jun      | 0.6     | 1.8     | -1.9     | -2.0   | -0.1           | 0.1     | 0.4     | 0.3     | 0.3    | 0.2     | 0.2    | -0.1    | 0.1     | -0.2  | -0.6   |
| Jul      | 0.6     | 2.0     | -1.1     | -0.4   | 0.5            | 0.1     | 0.8     | 0.5     | 0.4    | 0.4     | 0.2    | -0.3    | 0.1     | -0.2  | 0.1    |
| Aug      | 0.6     | 2.0     | -1.1     | -0.6   | 0.6            | -       | 1.1     | 0.5     | 0.4    | 0.3     | 0.4    | -0.1    | -0.4    | -0.1  | -0.1   |
| Sep      | 1.1     | 1.8     | -1.1     | -0.4   | 0.5            | -0.3    | 1.7     | 0.5     | 0.5    | 0.5     | -0.1   | 0.7     | -0.3    | 0.1   | 0.5    |
| Oct      | 1.4     | 1.9     | -1.0     | -1.0   | 0.8            | 0.1     | 1.0     | 0.6     | 0.5    | 0.7     | 0.6    | 1.1     | -0.4    | -0.1  | 1.1    |
| Nov      | 1.5     | 1.7     | -0.8     | -0.8   | 1.6            | 0.1     | 1.4     | 0.6     | 0.7    | 0.7     | -0.2   | 1.1     | -0.2    | 0.1   | 1.2    |
| Dec      | 1.6     | 2.2     | -0.5     | 0.1    | 2.1            | 0.3     | 2.4     | 1.1     | 0.8    | 1.7     | 0.3    | 1.8     | -0.2    | 0.5   | 2.1    |
| 2017 Jan | 2.1     | 3.1     | 0.4      | 0.7    | 2.3            | 0.7     | 2.8     | 0.9     | 1.6    | 1.9     | 1.5    | 2.4     | 0.2     | 1.0   | 2.9    |
| Feb      | 2.4     | 3.3     | 0.9      | 1.4    | 2.6            | 0.9     | 3.4     | 1.4     | 1.4    | 2.2     | 1.4    | 2.9     | 0.3     | 1.6   | 3.2    |
| Mar      | 2.1     | 2.5     | 1.0      | 1.5    | 2.6            | 0.9     | 3.0     | 0.9     | 1.4    | 1.5     | 1.7    | 2.7     | 0.6     | 1.4   | 3.3    |
| Apr      | 2.3     | 2.7     | 1.7      | 2.1    | 2.1            | 1.0     | 3.6     | 1.0     | 1.4    | 2.0     | 1.6    | 2.3     | 0.7     | 2.0   | 3.3    |
| May      | 2.1     | 1.9     | 1.4      | 0.9    | 2.5            | 0.7     | 3.5     | 0.9     | 0.9    | 1.4     | 1.5    | 2.1     | -       | 1.6   | 2.7    |
| Jun      | 2.0     | 1.5     | 1.1      | 0.9    | 2.4            | 0.4     | 3.1     | 0.9     | 0.8    | 1.5     | 0.9    | 2.0     | -0.6    | 1.2   | 3.1    |
| Jul      | 2.0     | 1.8     | 0.6      | -0.1   | 2.4            | 1.5     | 3.9     | 0.6     | 0.8    | 1.5     | 0.9    | 2.2     | -0.2    | 1.2   | 2.6    |
| Aug      | ..      | ..      | ..       | 0.5    | ..             | ..      | ..      | ..      | 1.0    | 1.8     | ..     | ..      | ..      | 1.4   | 3.1    |

# G HICP<sup>1</sup> - International comparisons: EU countries

Percentage change over 12 months

continued

|          | Lithuania | Luxem-<br>bourg | Malta | Nether-<br>lands | Poland | Portugal | Romania | Slovakia | Slovenia | Spain | Sweden | United<br>Kingdom <sup>1</sup> | EICP <sup>2</sup><br>EU 27<br>average <sup>3</sup> | MUICP<br>average <sup>4</sup> |
|----------|-----------|-----------------|-------|------------------|--------|----------|---------|----------|----------|-------|--------|--------------------------------|----------------------------------------------------|-------------------------------|
|          | D7RT      | D7SU            | D7RU  | D7SV             | D7RV   | D7SX     | GHY7    | D7RW     | D7RX     | D7SY  | D7SZ   | D7G7                           | GJ2E                                               | D7SR                          |
| 2009     | 4.2       | -               | 1.8   | 1.0              | 4.0    | -0.9     | 5.6     | 0.9      | 0.9      | -0.2  | 1.9    | 2.2                            | 1.0                                                | 0.3                           |
| 2010     | 1.2       | 2.8             | 2.0   | 0.9              | 2.6    | 1.4      | 6.1     | 0.7      | 2.1      | 2.0   | 1.9    | 3.3                            | 2.1                                                | 1.6                           |
| 2011     | 4.1       | 3.7             | 2.5   | 2.5              | 3.9    | 3.6      | 5.8     | 4.1      | 2.1      | 3.0   | 1.4    | 4.5                            | 3.1                                                | 2.7                           |
| 2012     | 3.2       | 2.9             | 3.2   | 2.8              | 3.7    | 2.8      | 3.4     | 3.7      | 2.8      | 2.4   | 0.9    | 2.8                            | 2.6                                                | 2.5                           |
| 2013     | 1.2       | 1.7             | 1.0   | 2.6              | 0.8    | 0.4      | 3.2     | 1.5      | 1.9      | 1.5   | 0.4    | 2.6                            | 1.5                                                | 1.4                           |
| 2014     | 0.2       | 0.7             | 0.8   | 0.3              | 0.1    | -0.2     | 1.4     | -0.1     | 0.4      | -0.2  | 0.2    | 1.5                            | 0.5                                                | 0.4                           |
| 2015     | -0.7      | 0.1             | 1.2   | 0.2              | -0.7   | 0.5      | -0.4    | -0.3     | -0.8     | -0.6  | 0.7    | -                              | -                                                  | -                             |
| 2016     | 0.7       | -               | 0.9   | 0.1              | -0.2   | 0.6      | -1.1    | -0.5     | -0.2     | -0.3  | 1.1    | 0.7                            | 0.3                                                | 0.2                           |
| 2015 Jul | -0.2      | 0.2             | 1.2   | 0.8              | -0.5   | 0.7      | -1.4    | -0.2     | -0.7     | -     | 0.8    | 0.1                            | 0.2                                                | 0.2                           |
| Aug      | -1.0      | 0.1             | 1.4   | 0.4              | -0.4   | 0.7      | -1.7    | -0.2     | -0.6     | -0.5  | 0.6    | -                              | -                                                  | 0.1                           |
| Sep      | -0.8      | -0.2            | 1.6   | 0.3              | -0.7   | 0.9      | -1.5    | -0.5     | -1.0     | -1.1  | 0.9    | -0.1                           | -0.1                                               | -0.1                          |
| Oct      | -0.4      | -0.1            | 1.6   | 0.4              | -0.6   | 0.7      | -1.4    | -0.5     | -1.2     | -0.9  | 0.9    | -0.1                           | -                                                  | 0.1                           |
| Nov      | -0.5      | 0.4             | 1.3   | 0.4              | -0.5   | 0.6      | -0.9    | -0.4     | -0.9     | -0.4  | 0.8    | 0.1                            | 0.1                                                | 0.1                           |
| Dec      | -0.2      | 0.9             | 1.3   | 0.5              | -0.4   | 0.3      | -0.7    | -0.5     | -0.6     | -0.1  | 0.7    | 0.2                            | 0.2                                                | 0.2                           |
| 2016 Jan | 0.7       | 0.5             | 0.8   | 0.2              | -0.3   | 0.7      | -1.5    | -0.6     | -0.8     | -0.4  | 1.3    | 0.3                            | 0.3                                                | 0.3                           |
| Feb      | 0.5       | -0.3            | 1.0   | 0.3              | -0.2   | 0.2      | -2.1    | -0.3     | -0.9     | -1.0  | 0.8    | 0.3                            | -0.1                                               | -0.2                          |
| Mar      | 0.8       | -0.6            | 1.0   | 0.5              | -0.4   | 0.5      | -2.4    | -0.5     | -0.9     | -1.0  | 1.2    | 0.5                            | -                                                  | -                             |
| Apr      | 0.8       | -0.6            | 0.8   | -0.2             | -0.5   | 0.5      | -2.6    | -0.4     | -0.7     | -1.2  | 1.0    | 0.3                            | -0.2                                               | -0.2                          |
| May      | 0.2       | -0.6            | 1.0   | -0.2             | -0.4   | 0.4      | -3.0    | -0.7     | -0.5     | -1.1  | 0.8    | 0.3                            | -0.1                                               | -0.1                          |
| Jun      | 0.4       | -0.4            | 1.0   | -0.2             | -0.4   | 0.7      | -0.7    | -0.7     | 0.1      | -0.9  | 1.2    | 0.5                            | 0.1                                                | 0.1                           |
| Jul      | -         | -0.4            | 0.9   | -0.6             | -0.6   | 0.7      | -0.3    | -0.9     | -0.1     | -0.7  | 1.1    | 0.6                            | 0.2                                                | 0.2                           |
| Aug      | 0.5       | -0.2            | 1.0   | 0.1              | -0.5   | 0.8      | 0.3     | -0.8     | -0.2     | -0.3  | 1.2    | 0.6                            | 0.3                                                | 0.2                           |
| Sep      | 0.6       | 0.3             | 0.9   | -0.1             | -0.2   | 0.7      | -0.1    | -0.5     | 0.2      | -     | 0.8    | 1.0                            | 0.4                                                | 0.4                           |
| Oct      | 0.7       | 0.7             | 0.5   | 0.3              | 0.1    | 1.1      | 0.1     | -0.3     | 0.7      | 0.5   | 1.1    | 0.9                            | 0.5                                                | 0.5                           |
| Nov      | 1.1       | 0.6             | 0.8   | 0.4              | 0.2    | 0.5      | -0.2    | -0.2     | 0.7      | 0.5   | 1.3    | 1.2                            | 0.6                                                | 0.6                           |
| Dec      | 2.0       | 1.6             | 1.0   | 0.7              | 0.9    | 0.9      | -0.1    | 0.2      | 0.6      | 1.4   | 1.7    | 1.6                            | 1.2                                                | 1.1                           |
| 2017 Jan | 2.5       | 2.5             | 1.4   | 1.6              | 1.4    | 1.3      | 0.3     | 0.8      | 1.5      | 2.9   | 1.5    | 1.8                            | 1.7                                                | 1.8                           |
| Feb      | 3.2       | 2.7             | 1.2   | 1.7              | 1.9    | 1.6      | 0.5     | 1.2      | 2.5      | 3.0   | 1.9    | 2.3                            | 2.0                                                | 2.0                           |
| Mar      | 3.2       | 2.5             | 1.2   | 0.6              | 1.8    | 1.4      | 0.4     | 1.0      | 2.0      | 2.1   | 1.4    | 2.3                            | 1.6                                                | 1.5                           |
| Apr      | 3.5       | 2.6             | 1.1   | 1.4              | 1.8    | 2.4      | 0.6     | 0.8      | 1.7      | 2.6   | 2.0    | 2.7                            | 2.0                                                | 1.9                           |
| May      | 3.2       | 1.9             | 1.1   | 0.7              | 1.5    | 1.7      | 0.5     | 1.1      | 1.5      | 2.0   | 1.8    | 2.9                            | 1.6                                                | 1.4                           |
| Jun      | 3.5       | 1.5             | 1.0   | 1.0              | 1.3    | 1.0      | 0.7     | 1.0      | 0.9      | 1.6   | 1.8    | 2.6                            | 1.4                                                | 1.3                           |
| Jul      | 4.1       | 1.8             | 1.2   | 1.5              | 1.4    | 1.0      | 0.9     | 1.5      | 1.2      | 1.7   | 2.3    | 2.6                            | ..                                                 | 1.3                           |
| Aug      | 4.5       | ..              | 1.3   | ..               | ..     | ..       | ..      | 1.6      | 1.4      | 2.0   | ..     | 2.9                            | ..                                                 | 1.5                           |

Key: - zero or negligible .. Not available \* Provisional

† Date of earliest revision † Estimated

1 Published as the CPI in the UK.

2 The EICP (European Index of Consumer Prices) is the official EU aggregate. It covers 15 member states until April 2004, 25 member states from May 2004, and 27 members from Jan 2007, the new member states being integrated using a chain index formula.

The EU 25 annual average for 2004 is calculated from the EU 15 average from January to April and the EU 25 average from May to December.

3 The coverage of the European Union was extended to include Cyprus, Czech Republic, Estonia, Hungary, Latvia, Lithuania, Malta, Poland, Slovakia and Slovenia from 1 May 2004 and Bulgaria and Romania from 1 Jan 2007.

4 The coverage of the Monetary Union Indices of Consumer Prices (MUICP) was extended to include Greece with effect from Jan 2001 and Slovakia from Jan 2009.

Sources: Office for National Statistics;  
Eurostat

# RPI: Detailed figures for various groups, sub-groups and sections<sup>3</sup>

|                                                          | Weights | Index (January 1987=100) |       |       |       |       |       | Percentage change over 12 months |      |      |      |      |      | Percentage change over 1 month |
|----------------------------------------------------------|---------|--------------------------|-------|-------|-------|-------|-------|----------------------------------|------|------|------|------|------|--------------------------------|
|                                                          |         | 2017                     | 2017  | 2017  | 2017  | 2017  | 2017  | 2017                             | 2017 | 2017 | 2017 | 2017 | 2017 | 2017                           |
|                                                          |         | Mar                      | Apr   | May   | Jun   | Jul   | Aug   | Mar                              | Apr  | May  | Jun  | Jul  | Aug  | Aug                            |
| <b>ALL ITEMS</b>                                         | 1 000   | 269.3                    | 270.6 | 271.7 | 272.3 | 272.9 | 274.7 | 3.1                              | 3.5  | 3.7  | 3.5  | 3.6  | 3.9  | 0.7                            |
| Food and catering                                        | 150     | 242.0                    | 242.6 | 243.1 | 243.0 | 243.1 | 243.1 | 1.6                              | 1.9  | 2.4  | 2.5  | 2.8  | 2.4  | -                              |
| Alcohol and tobacco                                      | 81      | 380.5                    | 382.1 | 384.4 | 384.4 | 385.3 | 385.5 | 3.9                              | 3.7  | 4.0  | 4.1  | 4.1  | 3.7  | 0.1                            |
| Housing and household expenditure                        | 433     | 305.7                    | 306.0 | 308.1 | 308.9 | 309.0 | 311.1 | 2.5                              | 2.4  | 2.9  | 2.9  | 2.9  | 3.4  | 0.7                            |
| Personal expenditure                                     | 79      | 198.3                    | 200.2 | 201.0 | 199.8 | 197.0 | 200.0 | 5.0                              | 5.7  | 6.1  | 5.8  | 6.0  | 6.5  | 1.5                            |
| Travel and leisure                                       | 257     | 237.0                    | 239.8 | 239.5 | 241.1 | 243.8 | 246.4 | 4.3                              | 5.7  | 4.8  | 4.2  | 4.3  | 5.0  | 1.1                            |
| Consumer durables <sup>1</sup>                           | 99      | 128.2                    | 127.9 | 129.7 | 130.0 | 127.1 | 130.5 | 5.0                              | 5.7  | 7.1  | 7.3  | 7.4  | 8.6  | 2.7                            |
| Seasonal food                                            | 18      | 199.7                    | 199.6 | 198.7 | 198.0 | 196.0 | 195.3 | 2.1                              | 3.2  | 3.1  | 3.8  | 3.3  | 2.9  | -0.4                           |
| Food excluding seasonal                                  | 84      | 217.6                    | 218.0 | 218.8 | 218.5 | 219.1 | 219.0 | 1.0                              | 1.1  | 1.9  | 2.0  | 2.7  | 2.0  | -                              |
| All items excluding seasonal food                        | 982     | 271.0                    | 272.4 | 273.4 | 274.1 | 274.7 | 276.7 | 3.2                              | 3.5  | 3.6  | 3.5  | 3.6  | 3.9  | 0.7                            |
| All items excluding food                                 | 898     | 278.5                    | 280.0 | 281.1 | 281.9 | 282.5 | 284.7 | 3.4                              | 3.8  | 3.8  | 3.6  | 3.7  | 4.1  | 0.8                            |
| All goods                                                | 434     | 205.9                    | 205.5 | 206.3 | 206.1 | 204.9 | 206.3 | 4.1                              | 3.9  | 4.1  | 3.9  | 3.9  | 4.2  | 0.7                            |
| All services                                             | 418     | 365.2                    | 369.4 | 370.5 | 373.0 | 376.7 | 379.6 | 2.2                              | 3.6  | 3.5  | 3.6  | 3.9  | 4.0  | 0.8                            |
| <b>Other indices</b>                                     |         |                          |       |       |       |       |       |                                  |      |      |      |      |      |                                |
| All items excluding:                                     |         |                          |       |       |       |       |       |                                  |      |      |      |      |      |                                |
| mortgage interest payments (RPIX)                        | 975     | 269.7                    | 271.1 | 272.1 | 272.8 | 273.4 | 275.4 | 3.4                              | 3.8  | 3.9  | 3.8  | 3.9  | 4.1  | 0.7                            |
| housing                                                  | 734     | 250.8                    | 252.1 | 253.0 | 253.8 | 254.3 | 256.4 | 3.4                              | 4.0  | 4.1  | 4.0  | 4.2  | 4.5  | 0.8                            |
| mortgage interest payments and council tax               | 936     | 267.3                    | 268.3 | 269.3 | 270.0 | 270.7 | 272.7 | 3.4                              | 3.8  | 3.9  | 3.8  | 3.9  | 4.1  | 0.7                            |
| mortgage interest payments and depreciation <sup>2</sup> | 891     | 260.8                    | 262.4 | 263.3 | 264.0 | 264.5 | 266.3 | 3.1                              | 3.7  | 3.8  | 3.7  | 3.8  | 4.1  | 0.7                            |
| <b>Food</b>                                              | 102     | 215.2                    | 215.6 | 216.0 | 215.6 | 215.7 | 215.5 | 1.2                              | 1.5  | 2.1  | 2.3  | 2.8  | 2.1  | -0.1                           |
| Bread                                                    | 4       | 209.0                    | 209.3 | 211.4 | 211.2 | 208.8 | 212.1 | 2.8                              | 3.2  | 4.9  | 3.2  | 4.1  | 4.2  | 1.6                            |
| Cereals                                                  | 3       | 204.2                    | 202.7 | 204.7 | 204.9 | 204.9 | 205.0 | 0.6                              | 1.1  | 0.5  | 3.4  | 3.3  | 2.1  | -                              |
| Biscuits and cakes                                       | 6       | 260.3                    | 262.0 | 256.2 | 259.1 | 260.2 | 263.3 | 2.0                              | 3.8  | 1.1  | 2.7  | 1.7  | 2.8  | 1.2                            |
| Beef                                                     | 4       | 213.8                    | 211.0 | 214.2 | 212.9 | 209.9 | 214.8 | -0.1                             | -1.1 | -0.5 | -0.2 | 1.0  | 2.3  | 2.3                            |
| Lamb                                                     | 2       | 299.5                    | 299.6 | 300.8 | 301.8 | 299.5 | 301.2 | 3.4                              | 2.8  | 3.4  | 1.5  | 5.4  | 6.1  | 0.6                            |
| of which home-killed lamb                                | 1       | 313.8                    | 322.2 | 322.9 | 323.6 | 319.1 | 323.6 | 2.6                              | 1.7  | 2.9  | -0.2 | 5.2  | 4.3  | 1.4                            |
| imported lamb                                            | 1       | 275.5                    | 268.8 | 270.4 | 271.6 | 271.2 | 270.6 | 4.0                              | 3.8  | 4.0  | 3.2  | 5.6  | 7.9  | -0.2                           |
| Pork                                                     | 1       | 221.8                    | 216.4 | 221.5 | 225.2 | 222.0 | 214.4 | -1.1                             | -2.6 | 7.1  | 1.9  | 1.0  | -3.3 | -3.4                           |
| Bacon                                                    | 1       | 196.8                    | 204.1 | 200.2 | 200.2 | 200.5 | 202.9 | -2.2                             | 0.1  | -0.9 | 0.1  | -0.2 | 3.3  | 1.2                            |
| Poultry                                                  | 3       | 126.0                    | 127.4 | 124.7 | 124.7 | 124.8 | 124.0 | -3.5                             | 0.2  | -1.0 | -1.3 | -0.9 | -1.4 | -0.6                           |
| Other meat                                               | 6       | 184.7                    | 186.2 | 185.3 | 187.7 | 186.2 | 184.4 | 0.9                              | 2.5  | 2.7  | 2.6  | 3.0  | 1.1  | -1.0                           |
| Fish                                                     | 4       | 254.5                    | 251.9 | 258.2 | 263.0 | 257.3 | 261.6 | 5.2                              | 4.0  | 9.1  | 10.7 | 5.7  | 8.8  | 1.7                            |
| of which fresh fish                                      | 2       | 270.3                    | 268.4 | 272.9 | 278.2 | 273.5 | 273.4 | 8.3                              | 8.1  | 10.1 | 13.3 | 5.5  | 9.9  | -                              |
| processed fish                                           | 2       | 236.5                    | 233.1 | 240.9 | 245.2 | 238.8 | 246.9 | 2.4                              | 0.1  | 8.0  | 8.2  | 5.8  | 7.8  | 3.4                            |
| Butter                                                   | 1       | 317.3                    | 319.1 | 316.6 | 321.2 | 322.7 | 328.6 | 6.5                              | 2.8  | 3.2  | 6.2  | 6.5  | 11.2 | 1.8                            |
| Oils and fats                                            | 1       | 201.2                    | 182.9 | 191.9 | 197.8 | 192.3 | 201.7 | 19.8                             | -5.2 | 2.7  | 3.5  | 3.7  | 1.2  | 4.9                            |
| Cheese                                                   | 3       | 240.1                    | 234.8 | 239.1 | 231.3 | 241.1 | 239.0 | 0.2                              | 0.0  | -1.2 | -1.6 | 0.6  | 1.4  | -0.9                           |
| Eggs                                                     | 1       | 210.1                    | 210.5 | 208.9 | 209.5 | 209.6 | 209.0 | -0.8                             | -0.4 | -0.7 | 1.0  | 0.8  | 0.9  | -0.3                           |
| Milk, fresh                                              | 3       | 225.4                    | 224.2 | 225.8 | 227.0 | 225.7 | 225.3 | 2.3                              | 0.9  | 2.0  | 2.2  | 0.9  | 0.9  | -0.2                           |
| Milk products                                            | 4       | 185.9                    | 186.5 | 186.9 | 190.8 | 188.9 | 190.0 | -0.5                             | 3.7  | 2.9  | 9.2  | 5.2  | 4.6  | 0.6                            |
| Tea                                                      | 1       | 218.2                    | 216.0 | 217.3 | 214.8 | 220.8 | 216.6 | 3.7                              | 0.7  | 0.5  | 1.7  | 2.5  | -1.8 | -1.9                           |
| Coffee and other hot drinks                              | 2       | 178.9                    | 182.8 | 179.4 | 184.3 | 185.1 | 186.4 | 5.1                              | 9.2  | 5.7  | 8.0  | 9.2  | 9.8  | 0.7                            |
| Soft drinks                                              | 8       | 245.6                    | 246.8 | 248.0 | 249.1 | 245.4 | 244.7 | -4.2                             | -2.5 | -2.4 | -1.9 | -2.0 | -0.6 | -0.3                           |
| Sugar and preserves                                      | 1       | 190.6                    | 193.0 | 188.0 | 191.9 | 188.5 | 186.8 | 9.0                              | 10.2 | 5.0  | 7.0  | 6.9  | 2.7  | -0.9                           |
| Sweets and chocolates                                    | 11      | 285.7                    | 289.1 | 295.8 | 290.4 | 290.5 | 293.4 | 0.8                              | -1.3 | 1.9  | 2.3  | 1.9  | 0.2  | 1.0                            |
| Potatoes                                                 | 4       | 221.0                    | 225.4 | 221.8 | 220.3 | 220.6 | 221.0 | -0.3                             | 0.7  | 2.5  | 1.1  | -0.6 | 2.0  | 0.2                            |
| of which unprocessed potatoes                            | 1       | 213.8                    | 212.6 | 216.9 | 216.7 | 217.5 | 218.2 | -1.9                             | -2.6 | 3.2  | -0.0 | 0.6  | 0.9  | 0.3                            |
| potato products                                          | 3       | 210.1                    | 216.0 | 210.0 | 208.1 | 208.3 | 208.6 | 0.5                              | 1.9  | 2.4  | 1.9  | -0.8 | 3.0  | 0.1                            |
| Vegetables other than potatoes                           | 8       | 177.1                    | 174.7 | 173.5 | 170.9 | 173.5 | 171.9 | 4.0                              | 3.6  | 2.4  | 2.6  | 3.5  | 3.4  | -0.9                           |
| of which fresh vegetables                                | 6       | 155.1                    | 154.5 | 152.0 | 150.7 | 151.0 | 149.3 | 3.5                              | 4.4  | 2.9  | 3.6  | 3.9  | 2.8  | -1.1                           |
| processed vegetables                                     | 2       | 251.5                    | 241.3 | 246.9 | 237.8 | 251.5 | 250.2 | 5.1                              | 1.0  | 0.9  | -0.4 | 2.8  | 4.9  | -0.5                           |
| Fruit                                                    | 9       | 218.3                    | 217.9 | 217.2 | 215.9 | 213.2 | 212.6 | 1.7                              | 3.5  | 2.9  | 3.9  | 4.4  | 3.1  | -0.3                           |
| of which fresh fruit                                     | 7       | 204.5                    | 204.5 | 203.8 | 202.0 | 197.7 | 197.4 | 0.1                              | 2.3  | 1.8  | 2.7  | 2.5  | 1.2  | -0.2                           |
| processed fruit                                          | 2       | 287.6                    | 285.2 | 284.7 | 285.7 | 290.3 | 288.4 | 8.5                              | 8.2  | 7.1  | 7.6  | 9.3  | 9.0  | -0.7                           |
| Other foods                                              | 11      | 191.5                    | 193.8 | 193.9 | 191.5 | 196.8 | 191.1 | 1.3                              | 1.4  | 4.2  | 0.2  | 5.8  | 0.6  | -2.9                           |
| <b>Catering</b>                                          | 48      | 333.6                    | 335.0 | 335.9 | 336.4 | 337.0 | 337.5 | 2.6                              | 2.8  | 2.8  | 2.8  | 2.9  | 2.8  | 0.1                            |
| Restaurant meals                                         | 29      | 328.1                    | 329.6 | 330.6 | 331.3 | 332.0 | 332.0 | 2.5                              | 2.6  | 2.7  | 2.8  | 2.9  | 2.8  | -                              |
| Canteen meals                                            | 3       | 378.1                    | 378.5 | 379.9 | 379.6 | 378.6 | 378.7 | 2.3                              | 2.1  | 2.1  | 1.8  | 1.5  | 1.6  | -                              |
| Take-aways and snacks                                    | 16      | 321.8                    | 323.0 | 323.6 | 324.1 | 324.7 | 326.2 | 2.8                              | 3.1  | 3.2  | 3.2  | 3.1  | 3.3  | 0.5                            |
| <b>Alcoholic drink</b>                                   | 57      | 289.5                    | 289.8 | 292.0 | 292.0 | 292.9 | 293.2 | 2.6                              | 2.6  | 3.1  | 3.3  | 3.3  | 3.2  | 0.1                            |
| Beer                                                     | 24      | 312.6                    | 312.5 | 314.0 | 315.4 | 315.4 | 315.7 | 3.2                              | 2.7  | 2.9  | 3.8  | 3.6  | 3.8  | 0.1                            |
| on sales                                                 | 19      | 351.8                    | 353.1 | 353.8 | 354.3 | 354.7 | 355.2 | 2.7                              | 2.6  | 2.7  | 2.8  | 2.8  | 2.7  | 0.1                            |
| off sales                                                | 5       | 166.1                    | 163.5 | 165.9 | 168.8 | 167.9 | 167.9 | 5.3                              | 2.8  | 3.6  | 8.1  | 6.6  | 8.0  | -                              |
| Wines and spirits                                        | 33      | 257.8                    | 258.5 | 260.9 | 260.0 | 261.4 | 261.8 | 2.1                              | 2.5  | 3.2  | 2.8  | 3.0  | 2.8  | 0.2                            |
| on sales                                                 | 19      | 344.6                    | 346.0 | 347.6 | 348.4 | 349.3 | 350.0 | 3.2                              | 3.3  | 3.5  | 3.5  | 3.6  | 3.7  | 0.2                            |
| off sales                                                | 14      | 197.0                    | 197.0 | 200.3 | 197.9 | 199.8 | 200.0 | 0.4                              | 1.4  | 2.8  | 1.8  | 2.3  | 1.5  | 0.1                            |

Key: - zero or negligible Index date for August: 15 August 2017

Source: Office for National Statistics

# RPI: Detailed figures for various groups, sub-groups and sections<sup>3</sup>

continued

|                                     | Weights | Index (January 1987=100) |       |       |       |       |       | Percentage change over 12 months |      |      |      |      |      | Percentage change over 1 month |
|-------------------------------------|---------|--------------------------|-------|-------|-------|-------|-------|----------------------------------|------|------|------|------|------|--------------------------------|
|                                     |         | 2017                     | 2017  |       | 2017  |       | 2017  |                                  | 2017 |      | 2017 |      | 2017 |                                |
|                                     |         |                          | Mar   | Apr   | May   | Jun   | Jul   | Aug                              | Mar  | Apr  | May  | Jun  |      | Jul                            |
| <b>Tobacco</b>                      | 24      | 683.9                    | 691.4 | 693.1 | 693.4 | 694.1 | 693.3 | 7.0                              | 6.3  | 6.2  | 6.1  | 6.1  | 4.9  | -0.1                           |
| Cigarettes                          | 20      | 707.4                    | 713.8 | 714.8 | 714.7 | 715.5 | 714.9 | 7.1                              | 6.2  | 6.1  | 6.1  | 6.1  | 4.8  | -0.1                           |
| Other tobacco                       | 4       | 502.4                    | 512.4 | 516.6 | 518.2 | 518.4 | 517.1 | 6.2                              | 6.5  | 6.5  | 6.3  | 6.0  | 5.3  | -0.3                           |
| <b>Housing</b>                      | 266     | 367.2                    | 368.6 | 370.1 | 370.3 | 371.1 | 372.4 | 2.4                              | 2.0  | 2.2  | 2.0  | 1.9  | 2.3  | 0.4                            |
| Rent                                | 84      | 365.3                    | 364.9 | 365.2 | 365.5 | 365.8 | 366.1 | 1.4                              | 1.4  | 1.3  | 1.3  | 1.3  | 1.2  | 0.1                            |
| Mortgage interest payments          | 25      | 224.7                    | 224.1 | 225.1 | 223.9 | 223.6 | 223.2 | -6.3                             | -6.4 | -5.8 | -6.1 | -6.2 | -2.6 | -0.2                           |
| Depreciation (Jan 1995 = 100)       | 84      | 375.9                    | 373.6 | 377.2 | 377.9 | 380.2 | 383.8 | 6.4                              | 4.7  | 5.2  | 4.6  | 4.2  | 4.2  | 0.9                            |
| Council tax and rates               | 39      | 337.1                    | 349.8 | 349.8 | 349.8 | 349.8 | 349.8 | 2.8                              | 3.8  | 3.8  | 3.8  | 3.8  | 3.8  | -                              |
| Water and other charges             | 13      | 501.9                    | 510.7 | 510.7 | 510.7 | 510.7 | 510.7 | 1.4                              | 1.8  | 1.8  | 1.8  | 1.8  | 1.8  | -                              |
| Repairs and maintenance charges     | 9       | 372.7                    | 372.8 | 372.7 | 373.1 | 373.4 | 374.1 | 0.9                              | 0.9  | 0.8  | 0.9  | 1.0  | 1.0  | 0.2                            |
| Do-it-yourself materials            | 6       | 226.0                    | 225.8 | 226.4 | 225.9 | 226.0 | 225.6 | -0.5                             | 0.1  | 0.9  | 0.4  | -0.4 | -0.7 | -0.2                           |
| Dwelling insurance and ground rent  | 6       | 377.7                    | 376.6 | 381.3 | 386.5 | 387.8 | 392.1 | 7.8                              | 7.4  | 7.5  | 8.2  | 8.0  | 7.4  | 1.1                            |
| <b>Fuel and light</b>               | 38      | 327.1                    | 330.5 | 337.0 | 336.8 | 339.6 | 340.1 | 1.6                              | 3.3  | 5.0  | 4.6  | 5.5  | 5.7  | 0.1                            |
| Coal and solid fuels                | 1       | 329.4                    | 329.6 | 325.0 | 324.3 | 324.0 | 324.1 | 2.1                              | 1.9  | 1.7  | 2.3  | 3.0  | 2.9  | -                              |
| Electricity                         | 19      | 304.2                    | 311.9 | 324.5 | 324.5 | 328.4 | 328.4 | 0.8                              | 3.5  | 7.7  | 7.7  | 9.0  | 9.0  | -                              |
| Gas                                 | 16      | 351.4                    | 349.3 | 351.2 | 351.2 | 352.9 | 352.9 | -2.0                             | -1.2 | -0.7 | -0.7 | -0.2 | -0.2 | -                              |
| Oil and other fuels                 | 2       | 373.3                    | 373.9 | 353.6 | 348.7 | 347.1 | 359.1 | 37.7                             | 35.5 | 21.6 | 12.0 | 11.2 | 16.9 | 3.5                            |
| <b>Household goods</b>              | 65      | 208.1                    | 205.8 | 208.5 | 210.8 | 207.9 | 212.3 | 2.9                              | 3.4  | 4.5  | 5.5  | 6.3  | 6.7  | 2.1                            |
| Furniture                           | 26      | 261.9                    | 257.1 | 262.0 | 268.7 | 259.8 | 271.7 | 3.6                              | 4.6  | 5.9  | 8.0  | 8.6  | 9.7  | 4.6                            |
| Furnishings                         | 10      | 239.0                    | 234.1 | 240.0 | 240.8 | 237.0 | 238.9 | 4.3                              | 3.3  | 6.2  | 6.8  | 5.5  | 4.3  | 0.8                            |
| Electrical appliances               | 6       | 74.7                     | 74.9  | 74.9  | 75.6  | 76.3  | 76.9  | 1.1                              | 3.5  | 2.9  | 5.4  | 7.2  | 7.9  | 0.8                            |
| Other household equipment           | 4       | 203.2                    | 200.5 | 205.0 | 204.4 | 200.5 | 205.4 | 2.9                              | 1.1  | 3.4  | 4.2  | 4.2  | 3.7  | 2.4                            |
| Household consumables               | 11      | 210.9                    | 211.0 | 211.7 | 210.5 | 213.1 | 211.7 | 1.2                              | 2.3  | 2.0  | 0.6  | 4.3  | 3.7  | -0.7                           |
| Pet care                            | 8       | 240.1                    | 239.5 | 239.2 | 239.5 | 240.6 | 240.8 | 3.1                              | 2.4  | 3.3  | 3.1  | 2.8  | 3.4  | 0.1                            |
| <b>Household services</b>           | 64      | 276.7                    | 275.7 | 277.1 | 278.4 | 279.1 | 281.4 | 3.2                              | 2.3  | 2.5  | 2.5  | 2.4  | 3.3  | 0.8                            |
| Postage                             | 1       | 403.2                    | 410.1 | 410.1 | 410.1 | 410.1 | 410.1 | 1.5                              | 1.7  | 1.7  | 1.7  | 1.7  | 1.7  | -                              |
| Telephones, telemessages, etc       | 26      | 106.6                    | 105.3 | 106.0 | 106.8 | 106.7 | 108.3 | 3.3                              | 1.5  | 1.6  | 1.7  | 1.1  | 2.7  | 1.5                            |
| Domestic services                   | 15      | 398.4                    | 399.8 | 401.0 | 402.4 | 403.6 | 404.4 | 3.2                              | 3.2  | 3.2  | 3.2  | 3.2  | 3.2  | 0.2                            |
| Fees and subscriptions              | 22      | 465.4                    | 466.0 | 468.1 | 469.1 | 472.4 | 474.2 | 3.1                              | 2.3  | 2.8  | 2.7  | 3.2  | 3.9  | 0.4                            |
| <b>Clothing and footwear</b>        | 41      | 158.4                    | 161.0 | 162.2 | 160.5 | 156.3 | 160.4 | 7.5                              | 9.2  | 9.8  | 9.2  | 9.5  | 10.7 | 2.6                            |
| Men's outerwear                     | 8       | 164.8                    | 170.5 | 170.2 | 170.8 | 167.7 | 169.5 | 7.5                              | 10.3 | 10.1 | 9.6  | 9.3  | 10.2 | 1.1                            |
| Women's outerwear                   | 15      | 126.7                    | 128.1 | 129.7 | 127.3 | 122.7 | 127.3 | 11.6                             | 13.2 | 13.5 | 12.7 | 14.0 | 15.2 | 3.7                            |
| Children's outerwear                | 5       | 158.1                    | 160.1 | 163.6 | 159.0 | 154.5 | 160.8 | 6.2                              | 7.2  | 11.9 | 7.1  | 6.9  | 9.9  | 4.1                            |
| Other clothing                      | 5       | 216.4                    | 219.6 | 220.1 | 220.6 | 218.1 | 219.6 | 3.3                              | 4.8  | 6.0  | 7.1  | 7.9  | 6.8  | 0.7                            |
| Footwear                            | 8       | 147.6                    | 149.5 | 149.2 | 148.8 | 145.6 | 148.8 | 3.7                              | 4.8  | 4.0  | 5.2  | 4.7  | 6.1  | 2.2                            |
| <b>Personal goods and services</b>  | 38      | 276.7                    | 277.1 | 277.3 | 277.1 | 276.9 | 277.7 | 2.1                              | 1.8  | 2.1  | 2.2  | 2.2  | 2.0  | 0.3                            |
| Personal articles                   | 9       | 198.1                    | 195.8 | 197.8 | 197.2 | 195.5 | 199.2 | 4.4                              | 3.8  | 4.3  | 4.1  | 4.8  | 5.2  | 1.9                            |
| Chemists goods                      | 15      | 222.1                    | 222.1 | 220.5 | 220.2 | 220.2 | 218.9 | 0.3                              | -0.1 | 0.2  | 0.7  | 0.0  | -0.5 | -0.6                           |
| Personal services                   | 14      | 501.9                    | 507.9 | 509.1 | 509.6 | 512.2 | 512.5 | 2.6                              | 2.7  | 2.7  | 2.6  | 2.8  | 2.8  | 0.1                            |
| <b>Motoring expenditure</b>         | 123     | 244.9                    | 245.0 | 244.0 | 244.4 | 244.3 | 245.8 | 8.6                              | 8.1  | 6.1  | 5.2  | 4.7  | 6.1  | 0.6                            |
| Purchase of motor vehicles          | 46      | 92.8                     | 92.5  | 92.2  | 91.5  | 91.4  | 91.2  | -0.2                             | 0.5  | 0.3  | -0.2 | -0.2 | 0.3  | -0.2                           |
| Maintenance of motor vehicles       | 16      | 420.8                    | 423.7 | 424.8 | 426.2 | 427.6 | 429.3 | 1.8                              | 2.4  | 2.4  | 2.6  | 3.1  | 3.5  | 0.4                            |
| Petrol and oil                      | 37      | 350.7                    | 342.6 | 337.7 | 337.9 | 331.5 | 337.3 | 18.3                             | 11.7 | 7.2  | 4.5  | 1.7  | 5.7  | 1.7                            |
| Vehicle tax and insurance           | 24      | 736.1                    | 764.3 | 767.1 | 781.1 | 799.9 | 805.6 | 16.9                             | 21.5 | 18.3 | 18.5 | 19.7 | 19.3 | 0.7                            |
| <b>Fares and other travel costs</b> | 26      | 351.0                    | 380.6 | 369.5 | 390.6 | 425.0 | 448.5 | -6.4                             | 7.5  | 2.8  | 4.7  | 6.3  | 5.5  | 5.5                            |
| Rail fares                          | 6       | 394.8                    | 402.5 | 402.1 | 394.6 | 399.2 | 395.8 | 1.2                              | 4.0  | 4.2  | 4.1  | 2.9  | 2.7  | -0.9                           |
| Bus and coach fares                 | 3       | 457.6                    | 465.9 | 464.9 | 463.5 | 466.8 | 469.6 | 15.6                             | 17.1 | 16.9 | 15.0 | 14.4 | 13.1 | 0.6                            |
| Other travel costs                  | 17      | 294.4                    | 329.4 | 315.3 | 344.5 | 387.0 | 417.7 | -12.9                            | 6.4  | -0.6 | 1.9  | 4.2  | 2.8  | 7.9                            |
| <b>Leisure goods</b>                | 29      | 89.3                     | 88.9  | 90.5  | 89.9  | 90.4  | 89.8  | 3.4                              | 3.0  | 5.5  | 3.9  | 4.1  | 4.2  | -0.7                           |
| Audio-visual equipment              | 6       | 7.1                      | 7.1   | 7.3   | 7.2   | 7.2   | 7.3   | 2.9                              | 4.4  | 9.0  | 5.9  | 4.3  | 7.4  | 1.4                            |
| CDs and tapes                       | 2       | 113.1                    | 115.7 | 118.4 | 118.6 | 115.7 | 115.8 | -0.4                             | 0.8  | 4.0  | 2.7  | 1.2  | 2.9  | 0.1                            |
| Toys, photographic and sports goods | 9       | 88.9                     | 87.8  | 88.9  | 88.8  | 87.5  | 88.1  | 2.8                              | 1.2  | 3.1  | 2.5  | 1.7  | 2.9  | 0.7                            |
| Books and newspapers                | 6       | 399.8                    | 397.0 | 407.8 | 404.2 | 422.8 | 400.9 | 7.6                              | 6.1  | 9.0  | 6.6  | 9.3  | 4.6  | -5.2                           |
| Gardening products                  | 6       | 177.8                    | 178.1 | 179.5 | 178.7 | 179.7 | 178.3 | 1.4                              | 2.5  | 2.9  | 2.8  | 3.2  | 2.4  | -0.8                           |
| <b>Leisure services</b>             | 79      | 382.9                    | 387.6 | 389.8 | 390.6 | 391.6 | 394.1 | 2.1                              | 2.7  | 3.2  | 2.8  | 2.9  | 3.4  | 0.6                            |
| Television licences and rentals     | 12      | 206.6                    | 207.8 | 207.8 | 207.8 | 207.8 | 207.7 | 2.7                              | 3.2  | 3.2  | 1.0  | 1.0  | 0.9  | -                              |
| Entertainment and other recreation  | 16      | 550.2                    | 561.6 | 564.2 | 565.1 | 564.1 | 568.4 | 4.1                              | 3.5  | 3.6  | 2.8  | 2.4  | 3.0  | 0.8                            |
| Foreign holidays (Jan 1993 = 100)   | 40      | 240.6                    | 243.4 | 245.2 | 245.8 | 246.6 | 248.9 | -0.2                             | 1.0  | 2.1  | 2.5  | 3.1  | 3.7  | 0.9                            |
| UK holidays (Jan 1994 = 100)        | 11      | 241.3                    | 243.4 | 245.4 | 246.2 | 248.3 | 249.0 | 7.1                              | 7.2  | 6.4  | 5.8  | 5.0  | 5.5  | 0.3                            |

Key: - zero or negligible

Source: Office for National Statistics

1 Consumer durables: Furniture, furnishings, electrical appliances and other household equipment, men's, women's and children's outerwear, footwear, audio-visual equipment, CDs and tapes, toys, photographic and sports goods.

2 This series has been constructed using the index for all items excluding mortgage interest payments prior to February 1995.

3 The Retail Prices Index and its derivatives do not meet the required standards for designation as National Statistics. A full report can be found at <http://www.statisticsauthority.gov.uk>.

# RPI goods and services<sup>1,7</sup>: the latest three years

Percentage change over 12 months

|                | Goods components |                   |                           |                          | All goods   | Services components |                        |                              |                                  | All services |
|----------------|------------------|-------------------|---------------------------|--------------------------|-------------|---------------------|------------------------|------------------------------|----------------------------------|--------------|
|                | Food             | Alcohol & tobacco | Petrol & oil <sup>2</sup> | Other goods <sup>3</sup> |             | Rent                | Utilities <sup>4</sup> | "Shop" services <sup>5</sup> | "Non-shop" services <sup>6</sup> |              |
| <b>Weights</b> |                  |                   |                           |                          |             |                     |                        |                              |                                  |              |
| 2017           | CZGZ<br>102      | CBVW<br>81        | DOHB<br>39                | DOHC<br>212              | DOHD<br>434 | CZXD<br>84          | DOHE<br>81             | DOHF<br>130                  | DOHG<br>123                      | DOHH<br>418  |
| <b>Monthly</b> |                  |                   |                           |                          |             |                     |                        |                              |                                  |              |
| 2014 Aug       | CCYY<br>-0.9     | CZBK<br>3.8       | DOGQ<br>-5.8              | DOGI<br>3.3              | DOGD<br>1.4 | CZCQ<br>2.5         | DOGF<br>3.4            | DOGG<br>2.4                  | DOGH<br>3.6                      | DOGE<br>2.9  |
| Sep            | -0.9             | 3.9               | -7.0                      | 2.7                      | 1.0         | 2.6                 | 3.3                    | 2.4                          | 3.4                              | 2.9          |
| Oct            | -1.1             | 4.2               | -5.0                      | 2.3                      | 1.1         | 2.8                 | 3.4                    | 2.3                          | 3.4                              | 2.9          |
| Nov            | -1.7             | 3.4               | -6.2                      | 1.8                      | 0.5         | 2.8                 | 3.3                    | 2.3                          | 2.9                              | 2.8          |
| Dec            | -1.5             | 3.9               | -9.6                      | 2.0                      | 0.3         | 2.9                 | 0.2                    | 2.3                          | 2.9                              | 2.1          |
| 2015 Jan       | -2.3             | 3.2               | -17.0                     | 2.5                      | -0.6        | 2.9                 | 0.2                    | 2.1                          | 2.5                              | 2.0          |
| Feb            | -2.8             | 3.4               | -17.2                     | 1.8                      | -1.0        | 3.0                 | 0.1                    | 2.2                          | 2.8                              | 2.1          |
| Mar            | -2.8             | 3.1               | -14.3                     | 1.4                      | -0.8        | 3.1                 | -0.4                   | 2.1                          | 2.7                              | 2.0          |
| Apr            | -2.6             | 2.8               | -13.3                     | 1.2                      | -0.8        | 2.7                 | -0.6                   | 2.2                          | 2.4                              | 1.8          |
| May            | -1.8             | 2.2               | -11.9                     | 1.1                      | -0.7        | 2.9                 | -0.6                   | 2.2                          | 3.4                              | 2.1          |
| Jun            | -2.1             | 2.3               | -11.2                     | 1.1                      | -0.7        | 2.9                 | -0.8                   | 2.3                          | 3.4                              | 2.1          |
| Jul            | -2.6             | 2.0               | -12.4                     | 1.3                      | -0.9        | 3.0                 | -0.7                   | 2.2                          | 4.4                              | 2.4          |
| Aug            | -2.0             | 2.2               | -13.2                     | 1.2                      | -0.8        | 3.1                 | -0.7                   | 2.1                          | 5.0                              | 2.6          |
| Sep            | -1.9             | 1.7               | -15.8                     | 0.9                      | -1.2        | 3.1                 | -1.1                   | 2.2                          | 4.5                              | 2.4          |
| Oct            | -2.5             | 0.9               | -15.0                     | 1.4                      | -1.2        | 3.1                 | -1.0                   | 2.0                          | 3.5                              | 2.1          |
| Nov            | -1.8             | 1.6               | -14.0                     | 1.4                      | -0.9        | 3.2                 | -0.8                   | 2.0                          | 4.1                              | 2.3          |
| Dec            | -2.2             | 1.1               | -14.0                     | 1.0                      | -1.2        | 3.1                 | -0.7                   | 2.1                          | 6.1                              | 2.9          |
| 2016 Jan       | -2.5             | 1.5               | -8.7                      | 1.4                      | -0.4        | 3.1                 | -0.8                   | 2.2                          | 4.4                              | 2.4          |
| Feb            | -2.2             | 1.4               | -8.7                      | 1.0                      | -0.5        | 3.1                 | -0.9                   | 2.2                          | 4.5                              | 2.4          |
| Mar            | -2.3             | 1.5               | -10.6                     | 1.3                      | -0.6        | 3.1                 | -0.9                   | 2.3                          | 6.1                              | 2.9          |
| Apr            | -2.2             | 1.9               | -8.5                      | 0.8                      | -0.6        | 2.2                 | -0.9                   | 2.4                          | 4.3                              | 2.2          |
| May            | -2.4             | 1.8               | -7.7                      | 0.6                      | -0.6        | 2.1                 | -0.5                   | 2.4                          | 4.6                              | 2.4          |
| Jun            | -2.7             | 1.5               | -5.6                      | 0.5                      | -0.6        | 2.0                 | -0.2                   | 2.6                          | 5.8                              | 2.8          |
| Jul            | -2.3             | 2.3               | -4.2                      | 0.9                      | -0.1        | 1.5                 | -0.1                   | 2.6                          | 5.6                              | 2.7          |
| Aug            | -2.0             | 2.0               | -4.2                      | 0.6                      | -0.2        | 1.4                 | -                      | 2.6                          | 5.9                              | 2.9          |
| Sep            | -2.2             | 2.3               | 1.7                       | 1.1                      | 0.6         | 1.4                 | 0.4                    | 2.6                          | 5.0                              | 2.6          |
| Oct            | -2.1             | 2.5               | 4.1                       | 1.1                      | 0.9         | 1.3                 | 0.2                    | 2.7                          | 4.9                              | 2.6          |
| Nov            | -1.8             | 2.3               | 9.0                       | 1.8                      | 1.7         | 1.2                 | 0.1                    | 2.8                          | 4.2                              | 2.4          |
| Dec            | -1.2             | 2.5               | 10.8                      | 2.0                      | 2.1         | 1.3                 | -0.1                   | 2.8                          | 5.3                              | 2.7          |
| 2017 Jan       | -0.4             | 2.5               | 18.1                      | 1.9                      | 2.8         | 1.5                 | -0.1                   | 2.6                          | 4.1                              | 2.3          |
| Feb            | 0.5              | 2.8               | 21.3                      | 2.9                      | 3.8         | 1.4                 | 0.3                    | 2.7                          | 4.8                              | 2.6          |
| Mar            | 1.2              | 3.9               | 19.6                      | 3.0                      | 4.1         | 1.4                 | 1.1                    | 2.7                          | 3.1                              | 2.2          |
| Apr            | 1.5              | 3.7               | 13.1                      | 3.4                      | 3.9         | 1.4                 | 1.7                    | 2.8                          | 7.2                              | 3.6          |
| May            | 2.1              | 4.0               | 8.2                       | 4.4                      | 4.1         | 1.3                 | 2.8                    | 2.8                          | 6.0                              | 3.5          |
| Jun            | 2.3              | 4.1               | 5.2                       | 4.2                      | 3.9         | 1.3                 | 2.9                    | 2.5                          | 6.6                              | 3.6          |
| Jul            | 2.8              | 4.1               | 2.4                       | 4.5                      | 3.9         | 1.3                 | 3.0                    | 2.5                          | 7.5                              | 3.9          |
| Aug            | 2.1              | 3.7               | 6.5                       | 4.9                      | 4.2         | 1.2                 | 3.5                    | 2.7                          | 7.7                              | 4.0          |

**Key:** - zero or negligible

1 All components of the RPI are included in the above breakdown with the exception of mortgage interest payments, council tax and depreciation.

2 Including fuel oil.

3 The 'other goods' category comprises DIY materials, coal & solid fuels, household goods, clothing & footwear, personal articles, chemists goods, purchase of motor vehicles and leisure goods.

4 The 'utilities' category comprises water, electricity, gas, postage, telephone charges and rail fares.

5 The 'shop services' category comprises catering, repairs & maintenance charges, domestic services, personal services, maintenance of motor vehicles, TV licence & rentals and entertainment & recreation charges.

6 The 'non-shop services' category comprises dwelling insurance & ground rent, fees and subscriptions, vehicle tax and insurance, bus & coach fares, other travel costs, foreign holidays and UK holidays.

7 The Retail Prices Index and its derivatives do not meet the required standards for designation as National Statistics. A full report can be found at: <http://www.statisticsauthority.gov.uk/>.

Source: Office for National Statistics